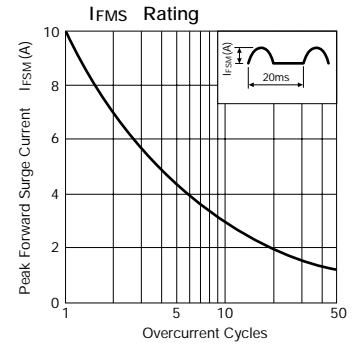
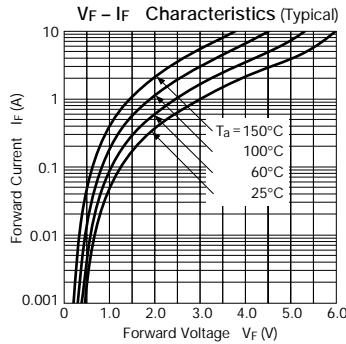
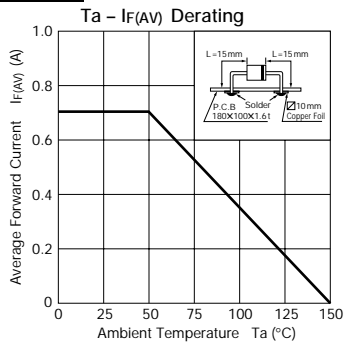


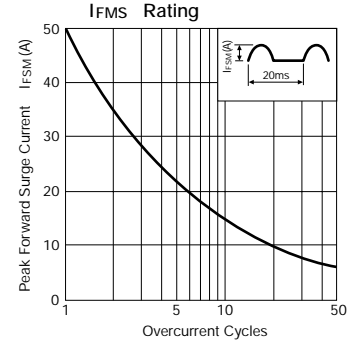
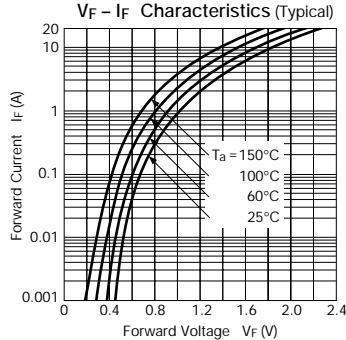
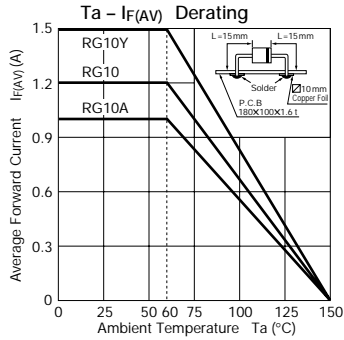
Ultra-Fast-Recovery Rectifier Diodes

Parameter Type No.	Absolute Maximum Ratings					Electrical Characteristics (Ta = 25°C)							Others			
	VRM (V)	IF(AV) (A)	IFSM (A) 50Hz Half-cycle Sinewave Single Shot	TJ (°C)	Tstg (°C)	VF (V)		IR (mA)	IR(H) (mA)	trr① (ns)	trr② (ns)	Rth(j-ℓ) (°C/W)	Mass (g)	Fig.		
						max	IF (A)	VR=VRM max	VR=VRM Ta=100°C max							
RG 1C	1000	0.7	10	-40 to +150		3.3	0.7	0.02	0.25	100	100/100	50	100/200	15	0.4	Ⓐ
RG 10Y	70	1.5				1.1	1.5									
RG 10Z	200	1.2				1.5	1.2									
RG 10	400		1.8			1.5	0.5									
RG 10A	600	2.0	1.0													
RG 2Y	70	1.5				1.1	1.5									

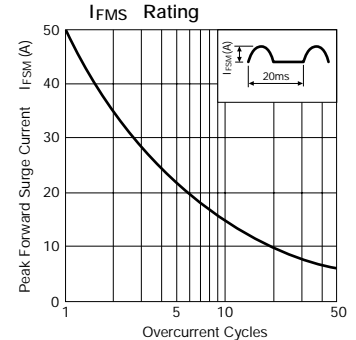
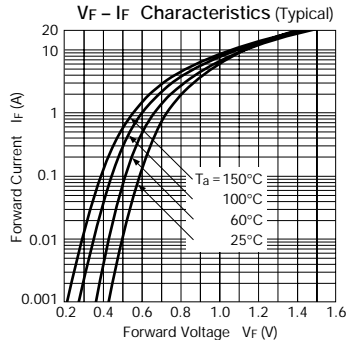
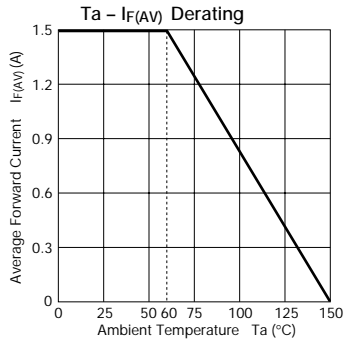
RG 1C



RG10 series



RG 2Y



External Dimensions

(Unit: mm)

Flammability:
UL94V-0 or Equivalent

