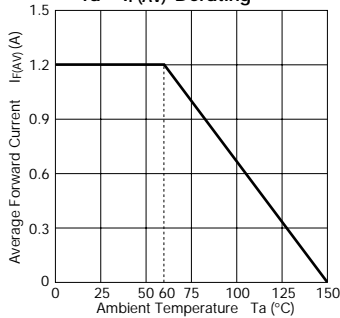


# Ultra-Fast-Recovery Rectifier Diodes

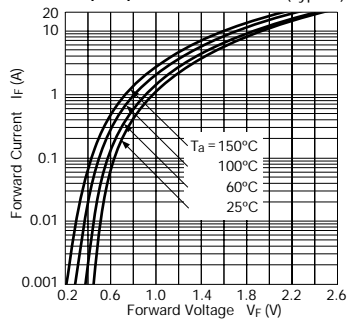
Parameter Type No.	Absolute Maximum Ratings					Electrical Characteristics (Ta=25°C)							Others				
	V <sub>RM</sub> (V)	I <sub>F(AV)</sub> (A)	I <sub>FSM</sub> (A) 50Hz Half-cycle Sinewave Single Shot	T <sub>J</sub> (°C)	T <sub>stg</sub> (°C)	V <sub>F</sub> (V)		I <sub>R</sub> (mA)	I <sub>R</sub> (H) (mA)	t <sub>rr</sub> ① (ns)	t <sub>rr</sub> ② (ns)	R <sub>th(j-ℓ)</sub> (°C/W)	Mass (g)	Fig.			
						max	I <sub>F</sub> (A)	V <sub>R</sub> =V <sub>RM</sub> max	V <sub>R</sub> =V <sub>RM</sub> Ta=100°C max	I <sub>F</sub> /I <sub>RP</sub> (mA)	I <sub>F</sub> /I <sub>RP</sub> (mA)						
RG 2Z	200	1.2	50	-40 to +150		1.5	1.5	0.5	2.5	100	100/100	50	100/200	12	0.6	Ⓐ	
RG 2	400					1.8											2.0
RG 2A	600					2.0											1.0

## RG 2Z

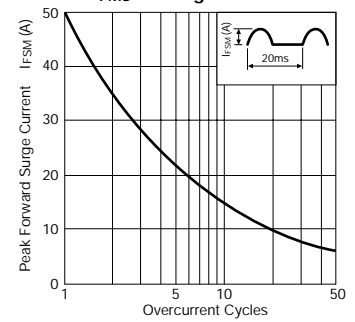
Ta—I<sub>F(AV)</sub> Derating



V<sub>F</sub>—I<sub>F</sub> Characteristics (Typical)

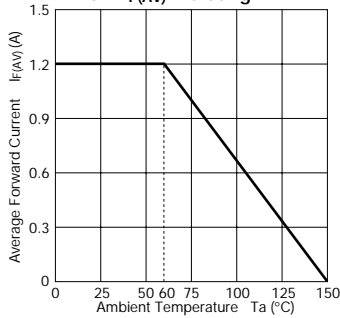


I<sub>FSM</sub> Rating

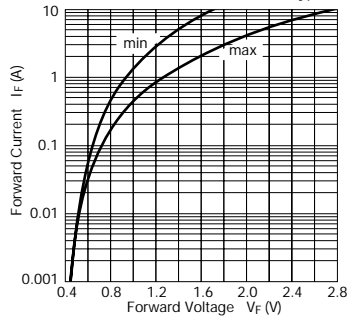


## RG 2

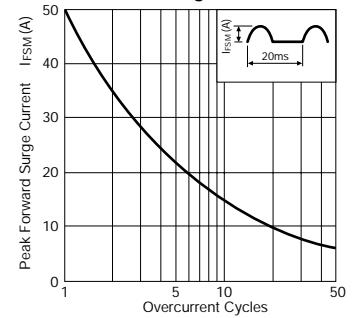
Ta—I<sub>F(AV)</sub> Derating



V<sub>F</sub>—I<sub>F</sub> Characteristics (Typical)

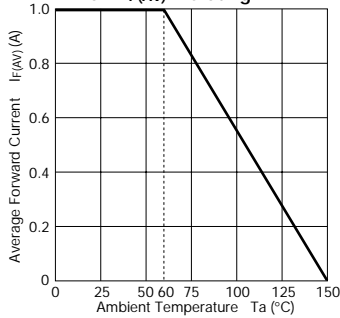


I<sub>FSM</sub> Rating

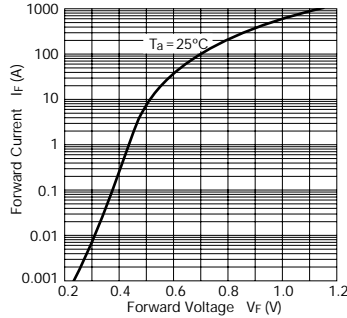


## RG 2A

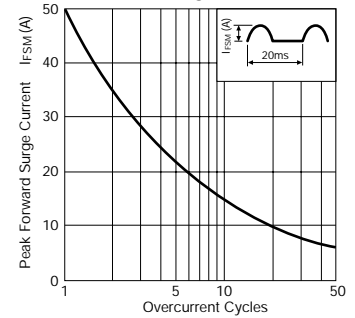
Ta—I<sub>F(AV)</sub> Derating



V<sub>F</sub>—I<sub>F</sub> Characteristics (Typical)



I<sub>FSM</sub> Rating



## External Dimensions

(Unit: mm)

Flammability:  
UL94V-0 or Equivalent

