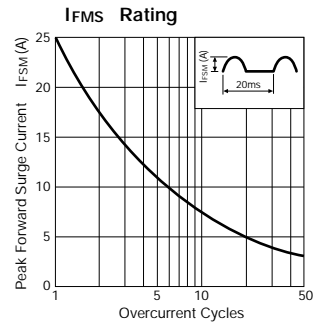
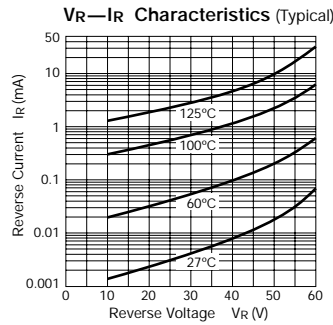
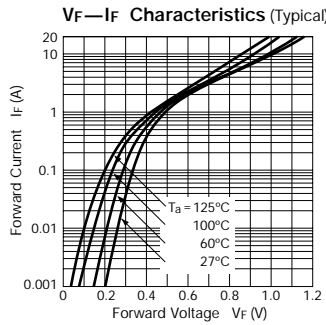
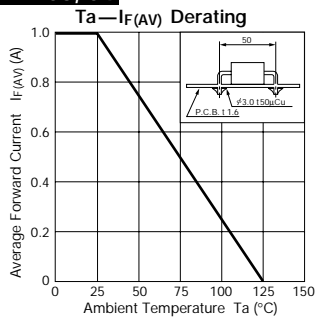


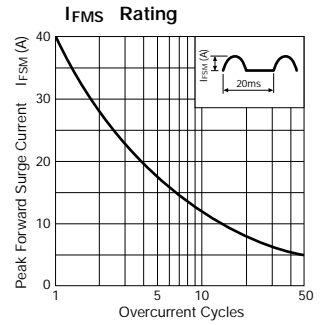
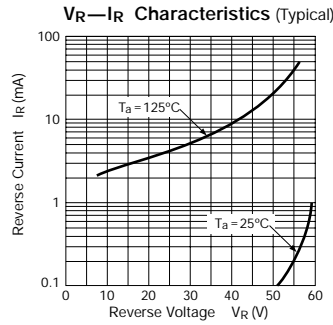
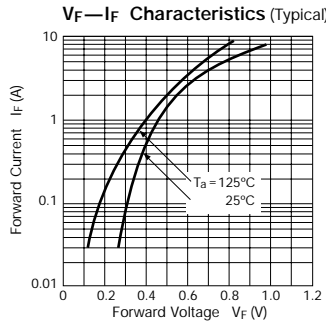
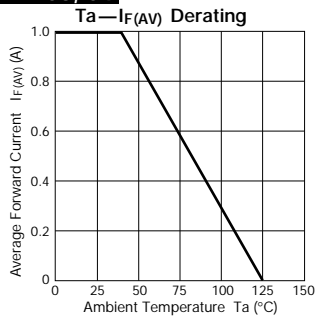
# Schottky Barrier Diodes 30V, 40V

Type No.	Parameter	Absolute Maximum Ratings					Electrical Characteristics (Ta=25°C)					Others		
		VRM (V)	IF(AV) (A)	IFSM (A) 50Hz Half-cycle Sinewave Single Shot	TJ (°C)	Tstg (°C)	VF (V) max	IR (mA)	IR (H) (mA) VR=VRM max Ta=100°C max	Irr (ns)	IF/IRP (mA)	Rth (j-ℓ) (°C/W)	Mass (g)	Fig.
AK 03	30	1.0	25	-40 to +150	0.55	1.0	1.0	50 (Tj=100°C)	100	100/100	22.0	0.13	(A)	
EK 03			40			20.0							(B)	
EK 13			1.5			17.0							(C)	
RK 13			1.7			15.0							(D)	
RK 33			2.5			12.0							(E)	
RK 43			3.0			8.0							(F)	
AK 04	40	1.0	25	-40 to +150	0.55	1.0	1.0	50 (Tj=100°C)	100	100/100	22.0	0.13	(A)	
EK 04			40			20.0							(B)	
EK 14			1.5			17.0							(C)	
RK 14			1.7			15.0							(D)	
RK 34			2.5			12.0							(E)	
RK 44			3.0			8.0							(F)	

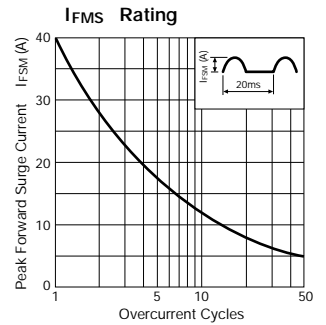
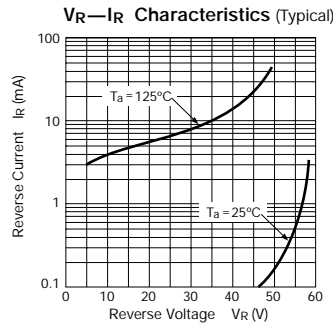
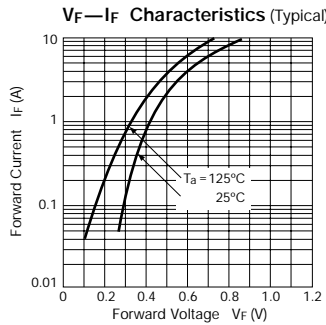
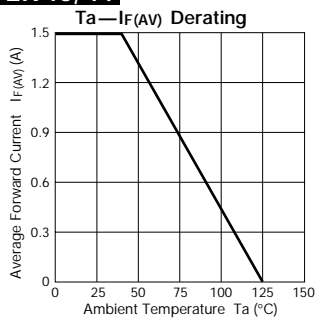
## AK 03, 04



## EK 03, 04

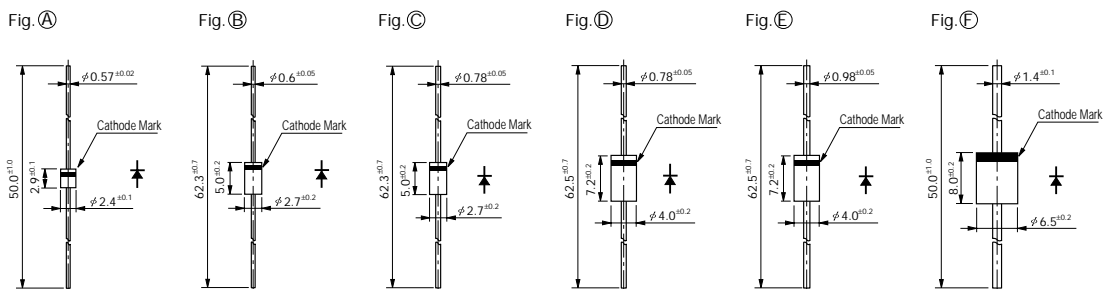


## EK 13, 14



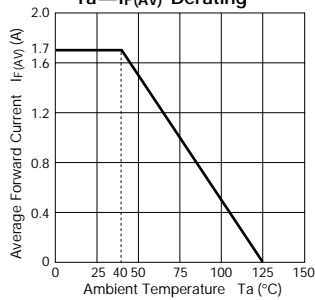
## External Dimensions (Unit: mm)

Flammability:  
UL94V-0 or Equivalent

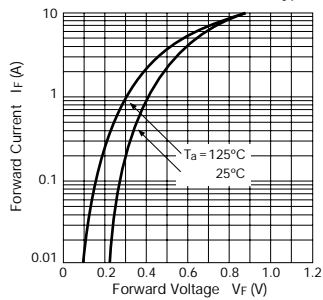


**RK 13, 14**

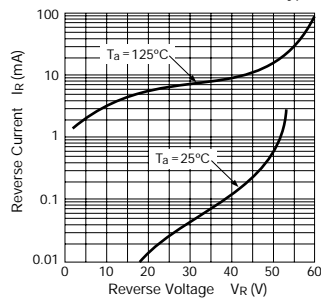
**Ta—If(Av) Derating**



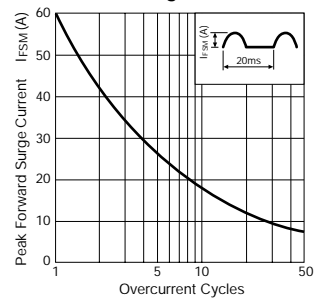
**V<sub>F</sub>—I<sub>F</sub> Characteristics (Typical)**



**V<sub>R</sub>—I<sub>R</sub> Characteristics (Typical)**

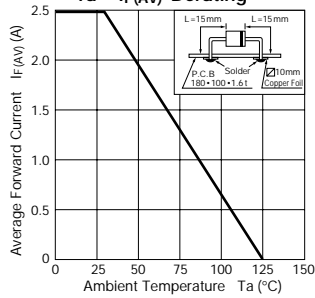


**I<sub>FMS</sub> Rating**

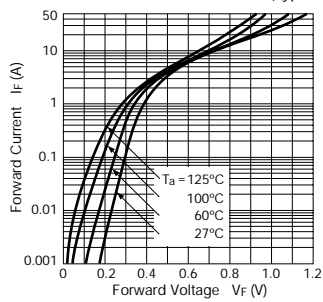


**RK 33, 34**

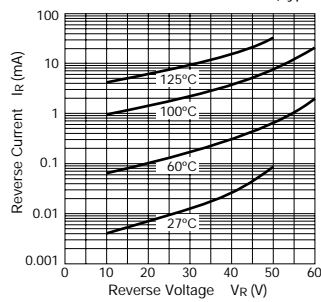
**Ta—If(Av) Derating**



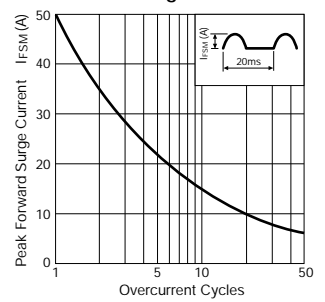
**V<sub>F</sub>—I<sub>F</sub> Characteristics (Typical)**



**V<sub>R</sub>—I<sub>R</sub> Characteristics (Typical)**

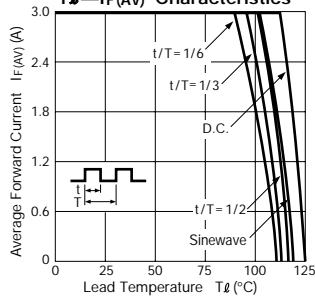


**I<sub>FMS</sub> Rating**

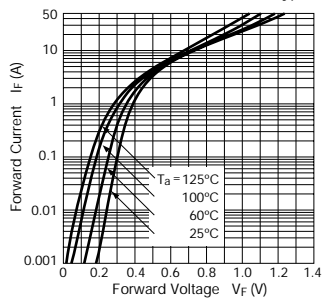


**RK 43, 44**

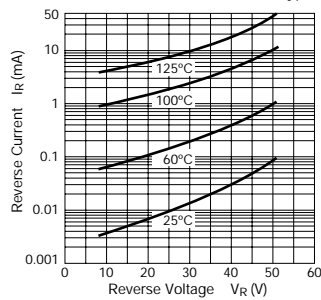
**T<sub>l</sub>—I<sub>F(Av)</sub> Characteristics**



**V<sub>F</sub>—I<sub>F</sub> Characteristics (Typical)**



**V<sub>R</sub>—I<sub>R</sub> Characteristics (Typical)**



**I<sub>FMS</sub> Derating**

