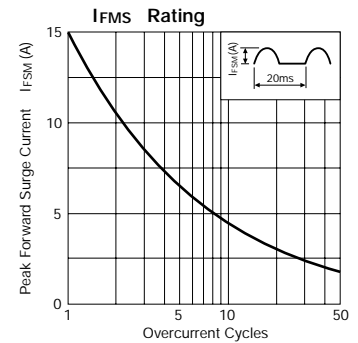
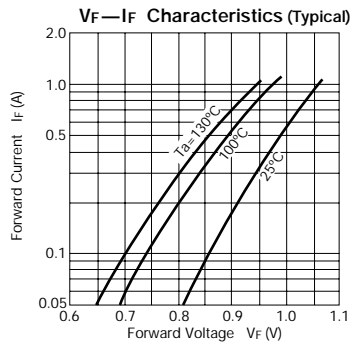
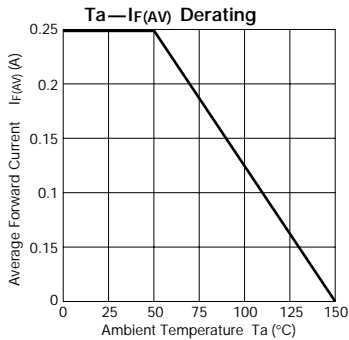


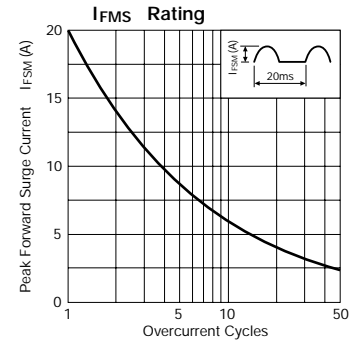
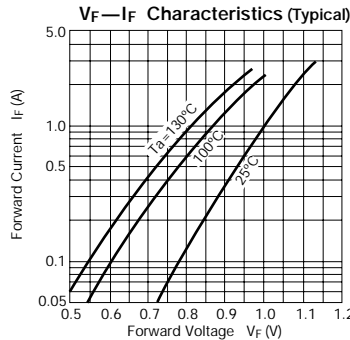
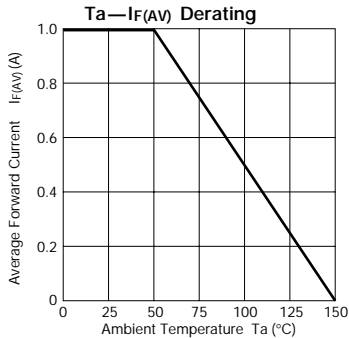
Fast-Recovery Rectifier Diodes

Type No.	Parameter	Absolute Maximum Ratings					Electrical Characteristics (Ta=25°C)							Others		
		VRM (V)	IF(AV) (A)	IFSM (A) 50Hz Half-cycle Sinewave Single Shot	Tj (°C)	Tstg (°C)	VF (V)		IR (μA) VR=VRM max	IR (H) (μA) VR=VRM Ta=100°C max	trr(1) (μs)		trr(2) (μs)		Rth (j-ℓ) (°C/W)	Mass (g)
							max	IF (A)			IF/IRP (mA)	IF/IRP (mA)				
RU 1		400	0.25	15	-40 to +150	2.5	0.25	10	200	0.4	10/10	0.18	10/20	15	0.4	
RU 1A	600															
RU 1B	800															
RU 1C	1000	0.2	1.5	1.0		10	300	0.4	10/10	0.18	10/20	15				
RU 2Z	200															
RU 2	600															
RU 2B	800	1.0	1.2	1.1		10	300	0.4	10/10	0.18	10/20	15				
RU 2C	1000															
RU 2M	400															
RU 2AM	600	1.1														

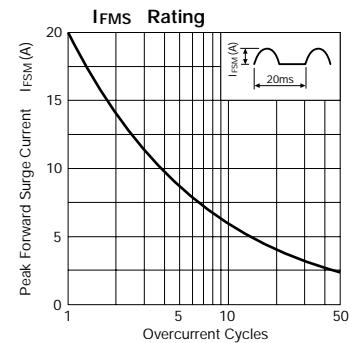
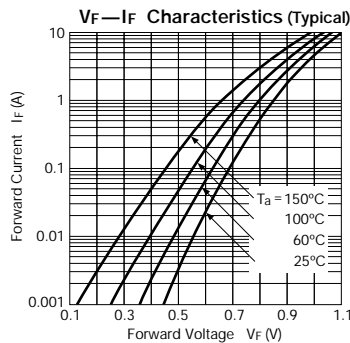
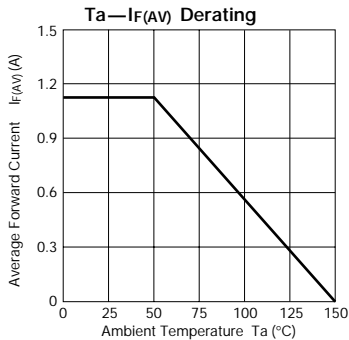
RU 1 series



RU 2 series



RU 2M series



External Dimensions

(Unit: mm)

Flammability:
UL94V-0 or Equivalent

