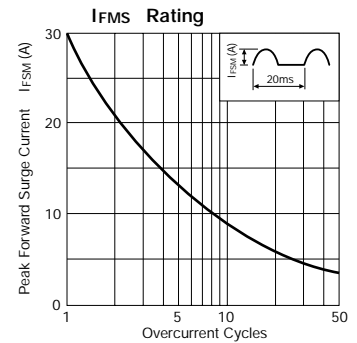
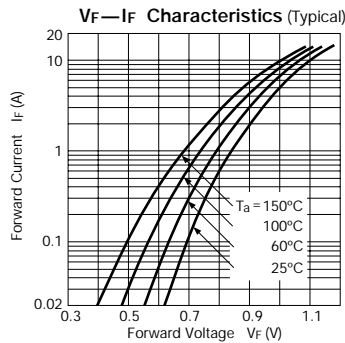
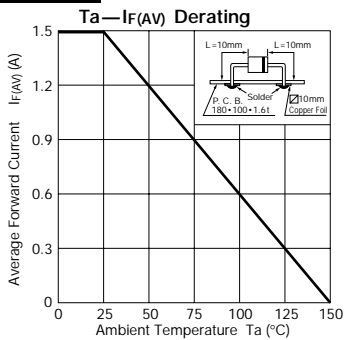


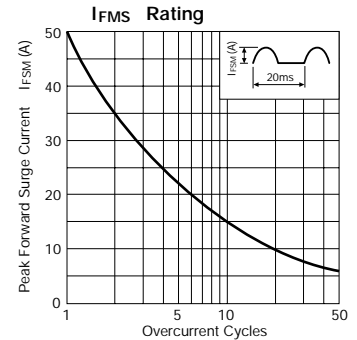
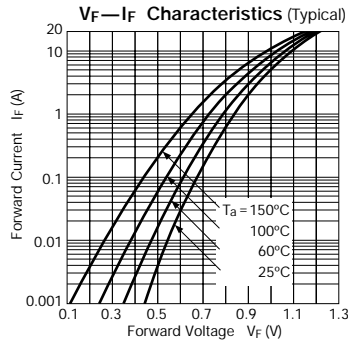
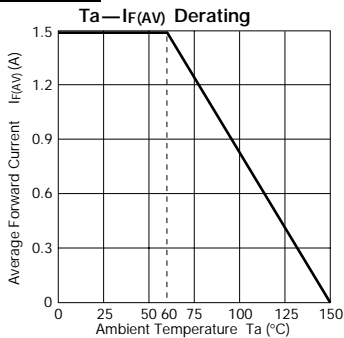
Fast-Recovery Rectifier Diodes

Parameter Type No.	Absolute Maximum Ratings					Electrical Characteristics (Ta=25°C)							Others			
	V _{RM} (V)	I _{F(AV)} (A)	I _{FSM} (A) 50Hz Half-cycle Sinewave Single Shot	T _J (°C)	T _{stg} (°C)	V _F (V)		I _R (μA)	I _{R(H)} (μA)	t _{rr} (μs)		R _{th(j-ℓ)} (°C/W)	Mass (g)	Fig.		
						max	I _F (A)	V _R =V _{RM} max	V _R =V _{RM} Ta=100°C max	I _F /I _{RP} (mA)	I _F /I _{RP} (mA)					
RU 2YX	100	1.5	30	-40 to +150		0.95	1.5	10	300	0.2	10/10	0.08	10/20	15	0.4	Ⓐ
RU 20A	600	1.5	50			1.1	1.5	10	350	0.4	100/100	0.18	100/200	15	0.4	
RU 3	400	1.5	20			1.5	1.5	10	400	0.4	10/10	0.18	10/20	12	0.6	Ⓑ
RU 3A	600					1.0										
RU 3B	800					1.5										
RU 3C	1000					1.5										

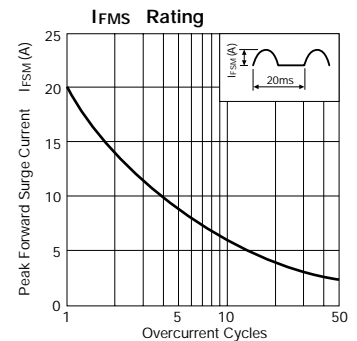
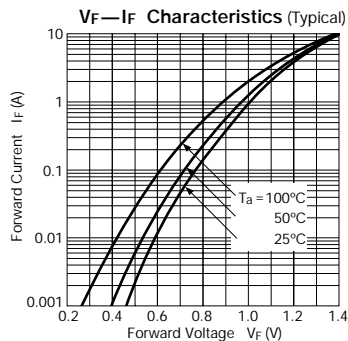
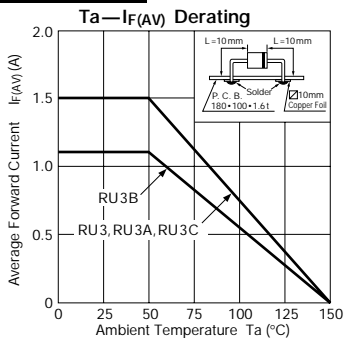
RU 2YX



RU 20A



RU 3 series



External Dimensions

(Unit: mm)

Flammability:
UL94V-0 or Equivalent

