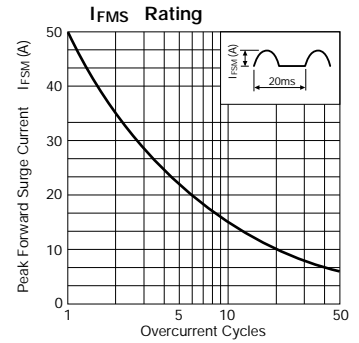
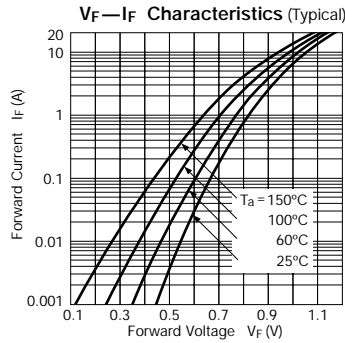
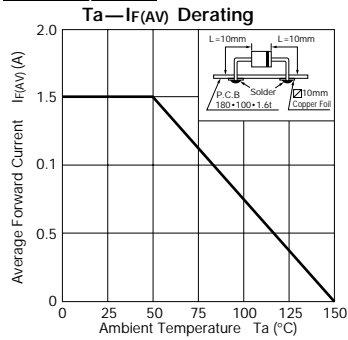


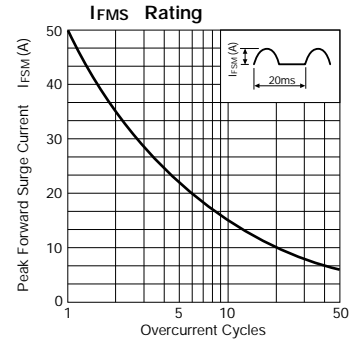
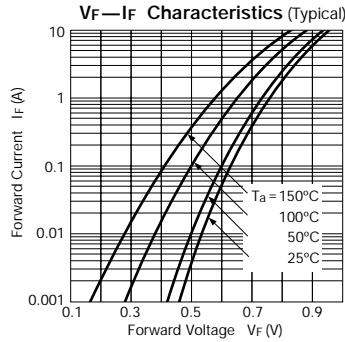
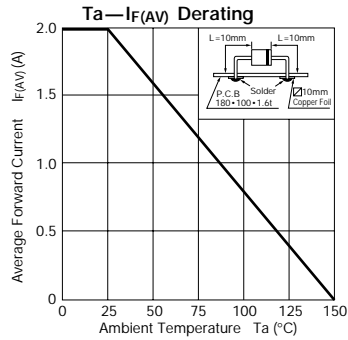
Fast-Recovery Rectifier Diodes

Parameter Type No.	Absolute Maximum Ratings					Electrical Characteristics (Ta=25°C)							Others			
	V _{RM} (V)	I _{F(AV)} (A) () is with Heatsink	I _{FSM} (A) 50Hz Half-cycle Sinewave Single Shot	T _J (°C)	T _{stg} (°C)	V _F (V)		I _R (μA)	I _R (H) (μA)	t _{rr} ^① (μs)		t _{rr} ^② (μs)		R _{th(j-ℓ)} (°C/W)	Mass (g)	Fig.
						max	I _F (A)	V _R =V _{RM} max	V _R =V _{RM} Ta=100°C max	I _F /I _{RP} (mA)	I _F /I _{RP} (mA)	I _F /I _{RP} (mA)	I _F /I _{RP} (mA)			
RU 3M	400	1.5	50	-40 to +150		1.1	1.5	10	350	0.4	10/10	0.18	10/20	12	0.6	Ⓐ
RU 3AM	600					0.95	2.0	10	300	0.2	10/10	0.08	10/20	12	0.6	
RU 3YX	100	2.0	50			0.97	3.5	10	300	0.4	10/10	0.18	10/20	10	1.0	
RU 30Z	200	1.5 (3.5)	80			0.95	2.0	10	300	0.4	100/100	0.18	100/200	10	1.0	
RU 30	400	2.0	200			0.95	2.0	10	300	0.4	100/100	0.18	100/200	10	1.0	
RU 30A	600															

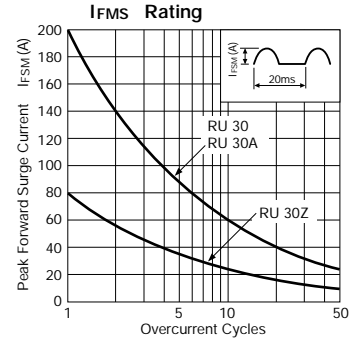
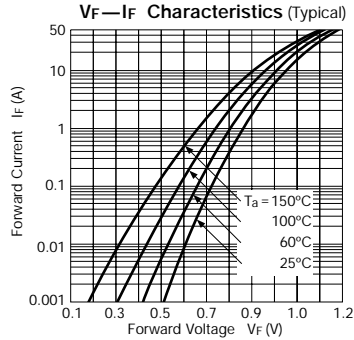
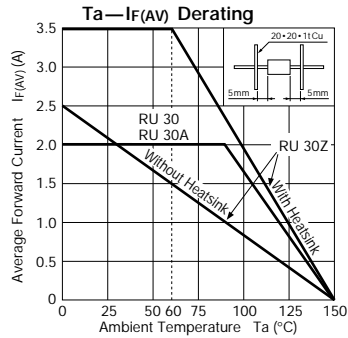
RU 3M, 3AM



RU 3YX



RU 30 series



External Dimensions (Unit: mm)

Flammability:
UL94V-0 or Equivalent

