

## SI-8800L/8900L Series


# Separate Excitation Switching Type with Transformer

### ■Features

- Integrated switching IC and transformer construction
- Requires only input/output and soft start capacitors as external components
- Low switching noise
- Heatsink not required
- Built-in overcurrent protection circuit (+5V)
- $\pm 2$ -output lineup (SI-8811L, SI-8911L)

### ■Applications

- Telephone power supplies
- Onboard local power supplies



### ■Lineup

Part Number	Ch1		Ch2	
	Vo(V)	Io(A)	Vo(V)	Io(A)
SI-8811L	+5	0.45	-5	0.05
SI-8911L	+5	0.3	-5	0.1
SI-8921L/8922L	+5	0.6		

### ■Absolute Maximum Rating

Parameter	Symbol	Ratings				Unit
		SI-8811L	SI-8911L	SI-8921L	SI-8922L	
DC Input Voltage	$V_{IN}$	35	60			V
Power Dissipation	$P_D$	1.15	1.3	1.67	1.67	W
Junction Temperature	$T_j$	+100				°C
Storage Temperature	$T_{stg}$	-25 to +85				°C

### ■Recommended Operating Conditions

Parameter	Symbol	Ratings												Unit
		SI-8811L			SI-8911L			SI-8921L			SI-8922L			
		min.	typ.	max.	min.	typ.	max.	min.	typ.	max.	min.	typ.	max.	
DC Input Voltage Range	$V_{IN}$	12	20	30	24	40	55	24	40	55	20	40	55	V
Output Current Range 1	$I_{O1}$	50	250	450	20	150	300 <sup>*2</sup>	0	300	600	0	300	600	mA
Output Current Range 2	$I_{O2}$	0	-20	-50 <sup>*1</sup>	0	-50	-100							mA
Operating Temperature Range	$T_{op}$	-10		+70	-10		+60	-10		+65	-10		+65	°C

\*1: Output current 2 depends on the input/output conditions

\*2: If  $I_{O2} \geq 50\text{mA}$  or more, the condition  $I_{O1} > 0.5 \times I_{O2}$  is recommended.

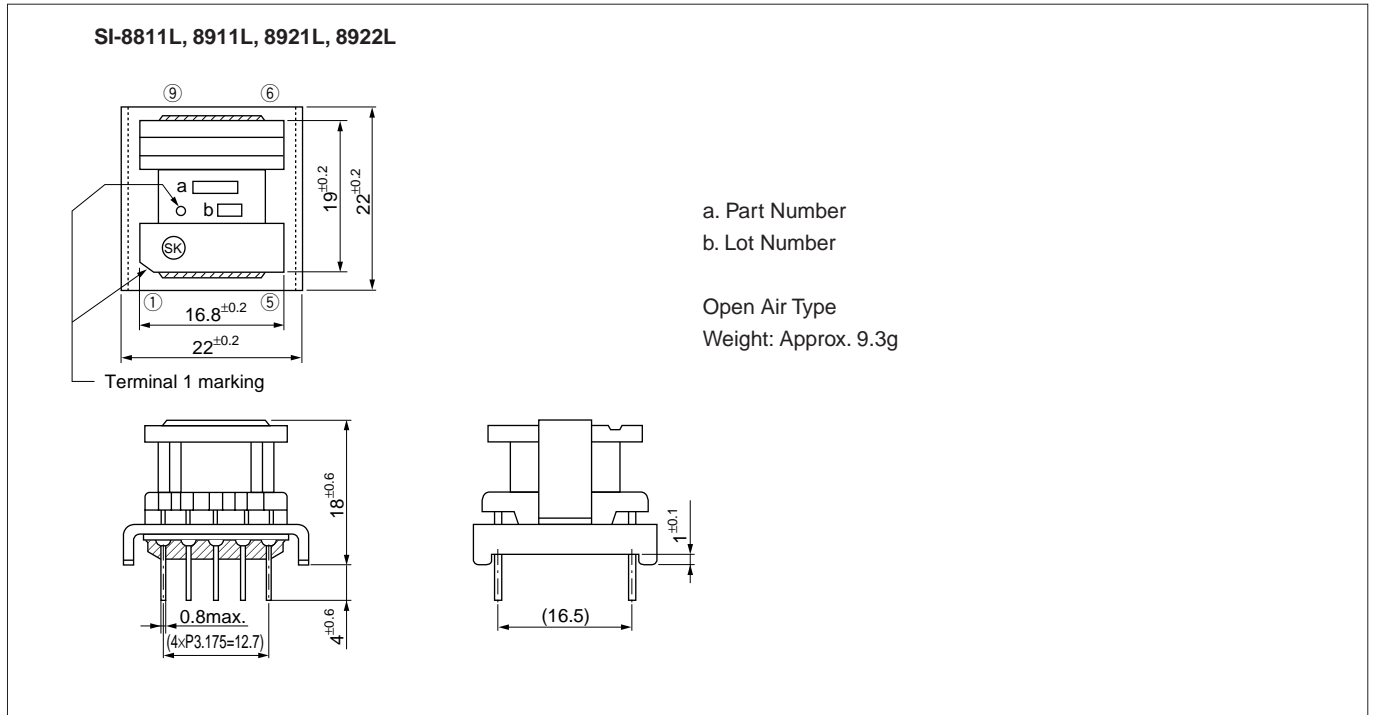
■Electrical Characteristics

(Ta=25°C)

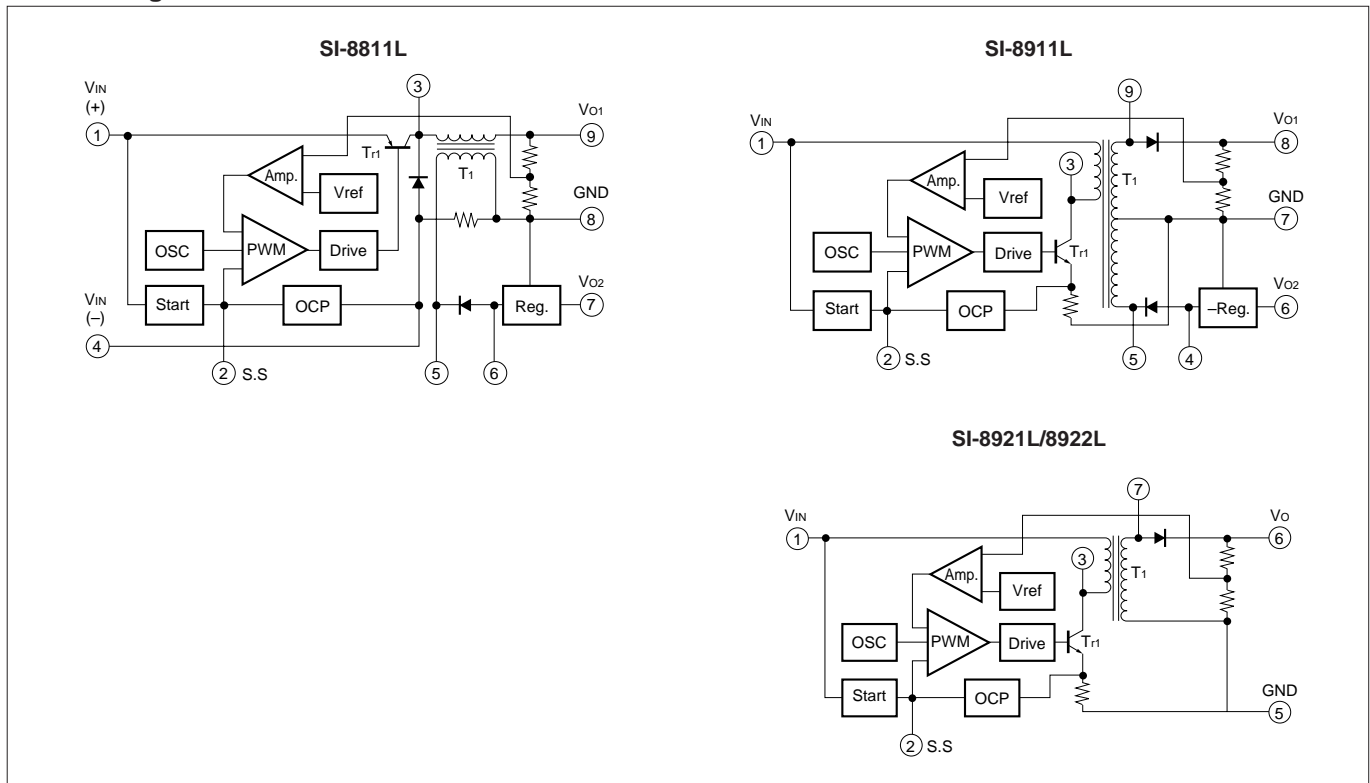
Parameter	Symbol	Ratings												Unit
		SI-8811L			SI-8911L			SI-8921L			SI-8922L			
		min.	typ.	max.	min.	typ.	max.	min.	typ.	max.	min.	typ.	max.	
Output Voltage 1	Vo1	4.75	5.00	5.25	4.75	5.00	5.25	4.95	5.10	5.20	4.95	5.10	5.20	V
	Conditions	Recommended operating conditions												
Output Voltage 2	Vo2	-4.75	-5.00	-5.25	-4.75	-5.00	-5.25	—	—	—	—	—	—	
	Conditions	Recommended operating conditions												
Efficiency	η		72			65			72			72		%
	Conditions	Recommended operating conditions (typ.)												
Switching Frequency	f		50			68		60	68	80	60	68	80	kHz
Switching Ripple Voltage 1	ΔVr1		50			50			50	80		50	80	mVp-p
	Conditions	Recommended operating conditions (typ.)												
Switching Ripple Voltage 2	ΔVr2		50			50		—	—	—	—	—	—	mVp-p
	Conditions	Recommended operating conditions (typ.)												
Operation Starting Voltage	Vst		—		22		24	22		24	17		20	V
	Conditions	Recommended operating conditions (typ.)												

■Outline Drawing

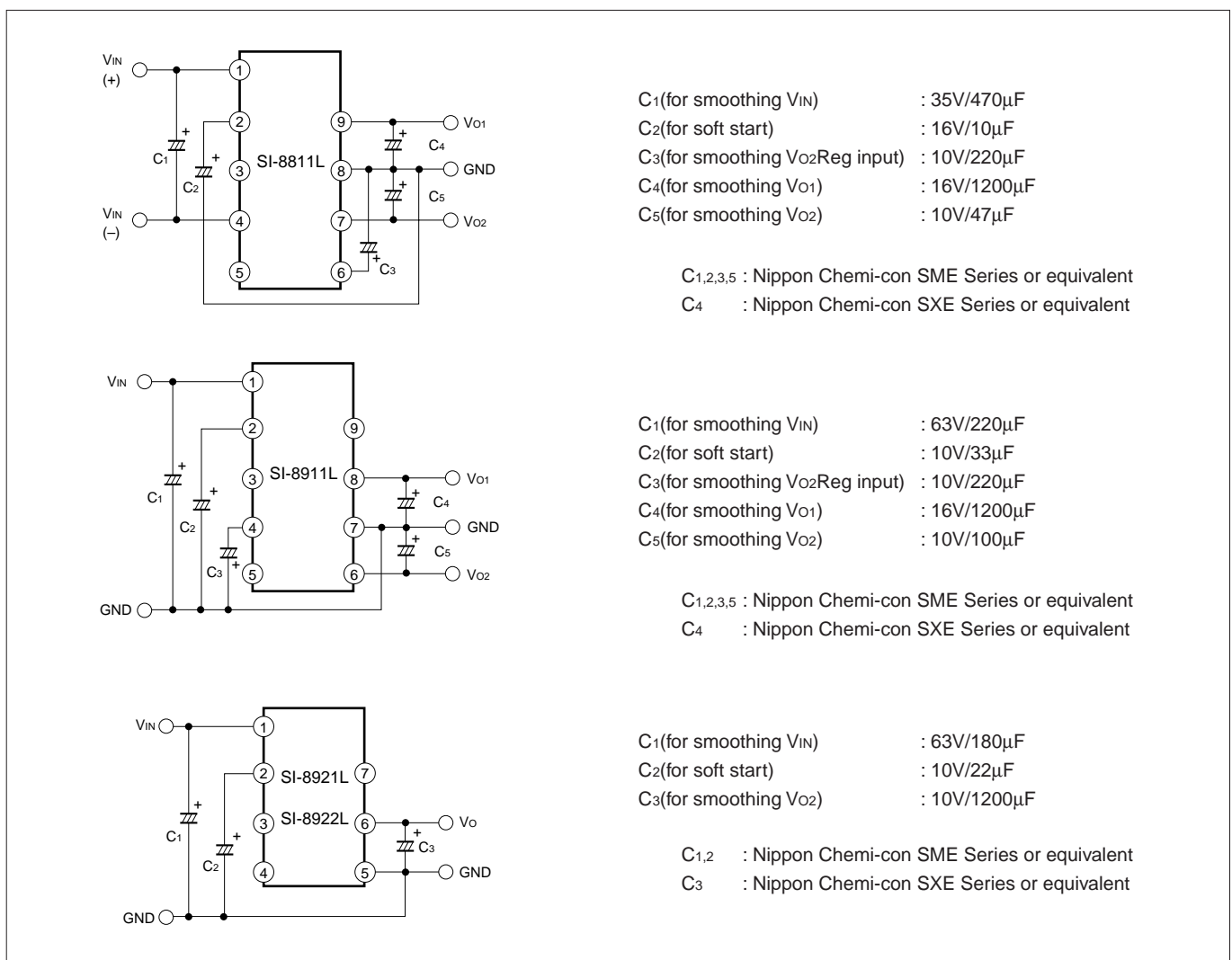
(unit: mm)



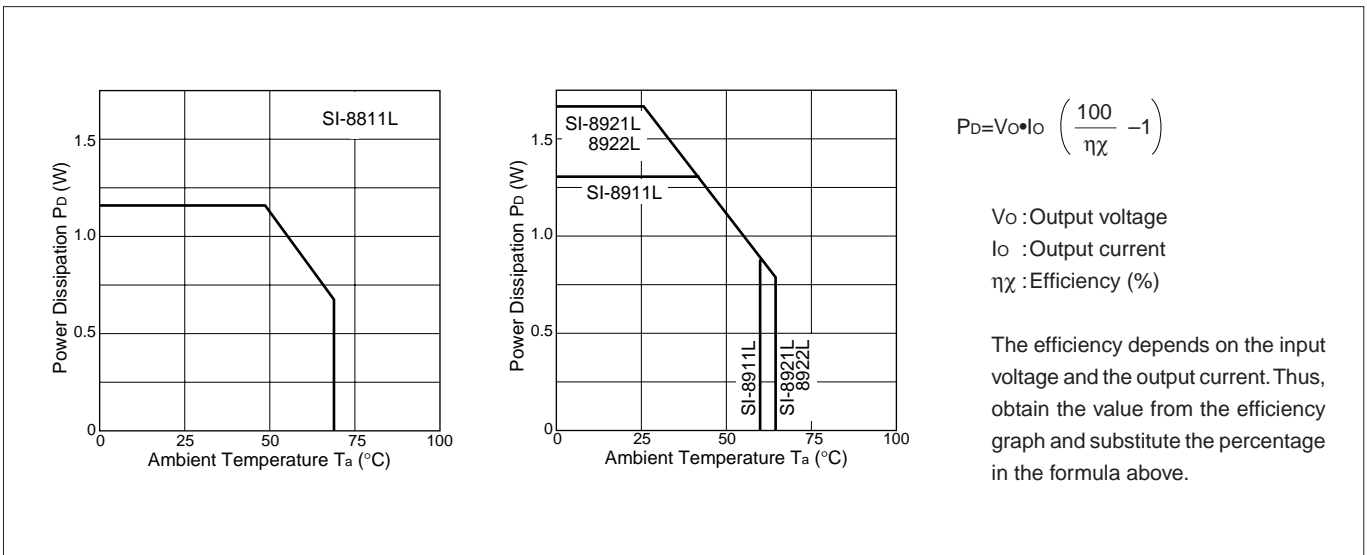
■Block Diagram



■Standard External Circuit



■**T<sub>a</sub>-P<sub>d</sub> Characteristics**



■**Caution**

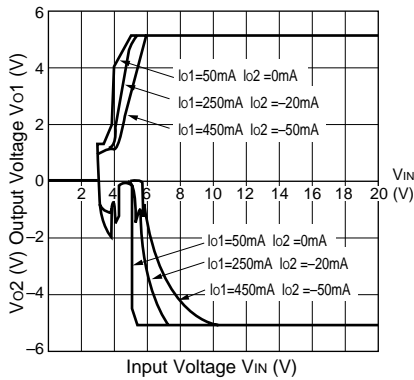
1. A low-impedance capacitor suitable for switching applications must be used for the external capacitor and must be connected as close to the IC as possible in order to assure low ripple voltage and stable switching operation.
2. The SI-881L/8911L series does not have a built-in overcurrent protection circuit on terminal V<sub>O2</sub>(-5V). Thus, avoid short-circuit conditions that may cause an overcurrent.
3. Do not connect V<sub>IN</sub>(-) of SI-8811L to GND. The overcurrent protection circuit may not work if they are connected.
4. Terminals left unconnected in the connection diagram must not be connected to other circuits.
5. The IC's metallic heatsink is electrically floating. Do not connect it to GND or any other circuit.
6. Since the SI-8800L and 8900L series have an open-package construction, they can be operated in specific environments. Verify the operating environment and use the IC within the conditions indicated in the reliability data.

■Typical Characteristics

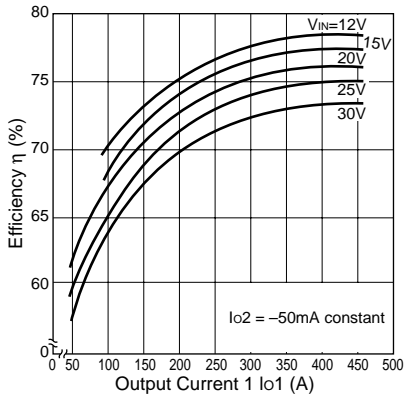
( $T_a=25^\circ\text{C}$ )

SI-8811L

Rise Characteristics

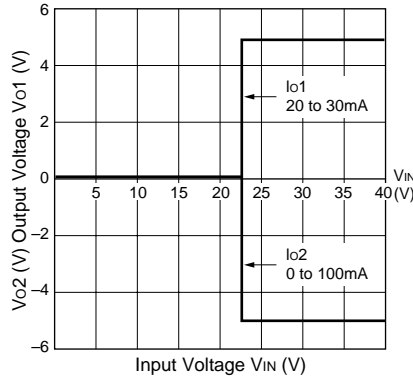


Efficiency Characteristics

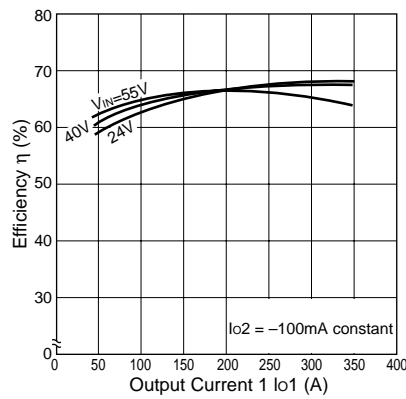


SI-8911L

Rise Characteristics

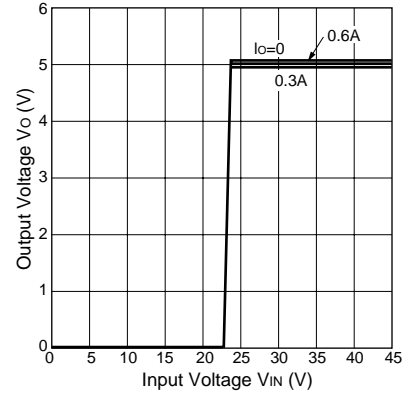


Efficiency Characteristics

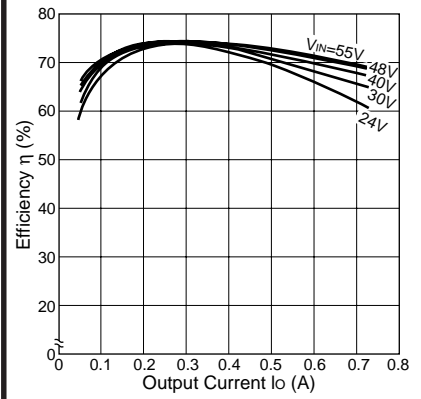


SI-8921L

Rise Characteristics

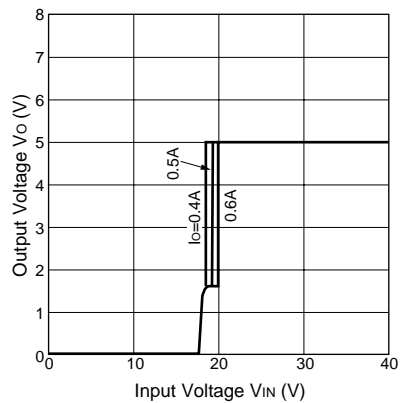


Efficiency Characteristics



SI-8922L

Rise Characteristics



Efficiency Characteristics

