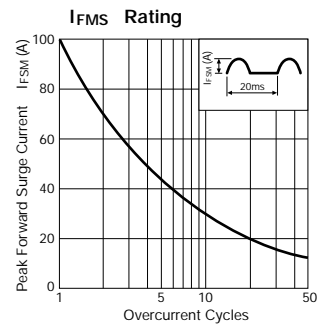
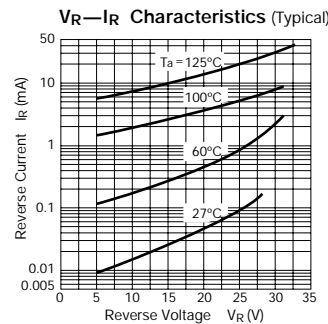
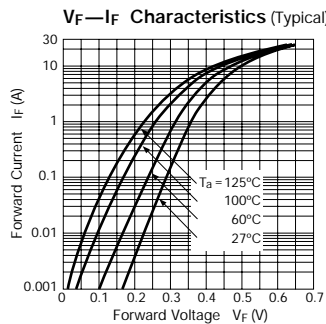
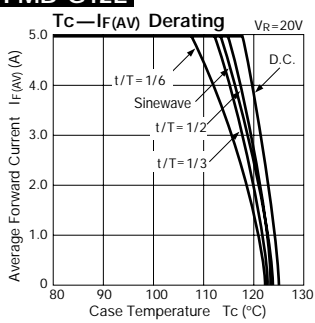


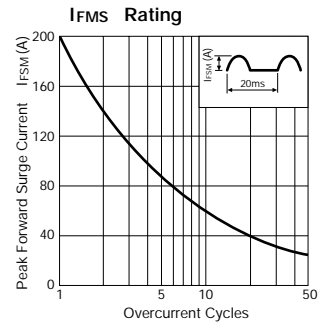
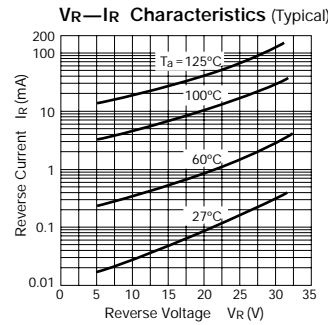
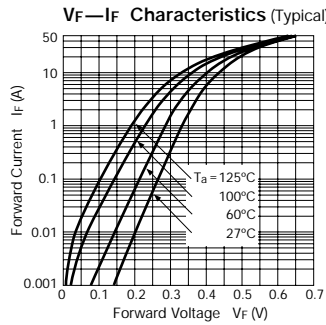
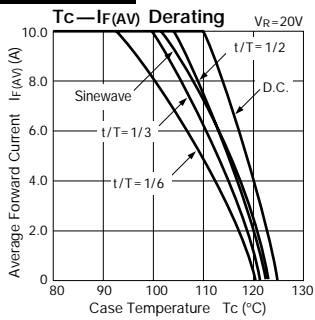
# Schottky Barrier Diodes 20V

Parameter Type No.	Absolute Maximum Ratings					Electrical Characteristics (Ta=25°C)						Others		
	V <sub>RM</sub> (V)	I <sub>F(AV)</sub> (A) With Heatsink	I <sub>F(SM)</sub> (A) 50Hz Half-cycle Sinewave Single Shot	T <sub>J</sub> (°C)	T <sub>stg</sub> (°C)	V <sub>F</sub> (V) max per element	I <sub>R</sub> (mA) V <sub>R</sub> =V <sub>RM</sub> max per element	I <sub>R(H)</sub> (mA) V <sub>R</sub> =V <sub>RM</sub> , Ta=100°C max per element	t <sub>rr</sub> (ns)	R <sub>th(j-c)</sub> (°C/W)	Mass (g)	Remarks	Fig.	
FMB-G12L	20	5.0	100	-40 to +150	0.47	5.0	2.0	35	100	500/500	4.0	2.1	1 Chip	Ⓐ
FMB-G22H		10.0	200			10.0	5.0	65						
FMB-22L		10.0	100			5.0	2.0	35						
FMB-22H		15.0	150			7.5	3.0	50					Center-tap	Ⓑ
FMB-32		20.0	200			10.0	5.0	65						
FMB-32M		30.0	300			10.0	10.0	100						

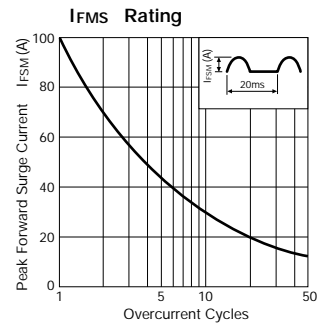
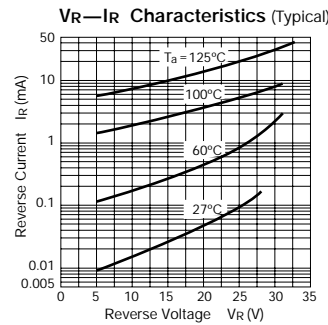
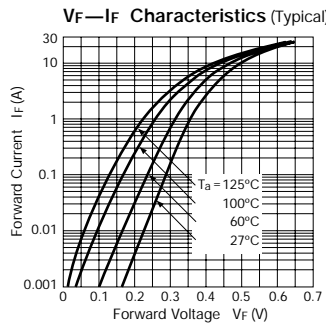
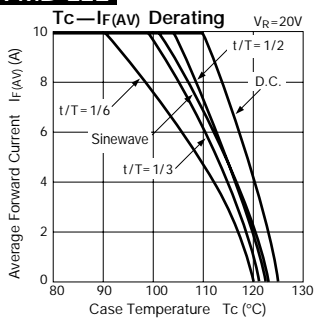
## FMB-G12L



## FMB-G22H



## FMB-22L



## External Dimensions (Unit: mm)

Flammability:  
UL94V-0 or Equivalent

Fig. Ⓐ

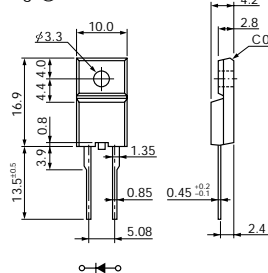


Fig. Ⓑ

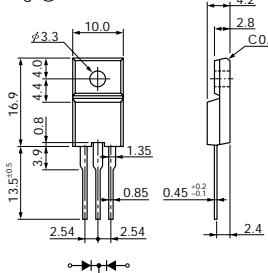
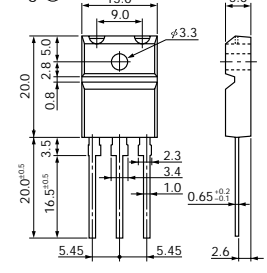
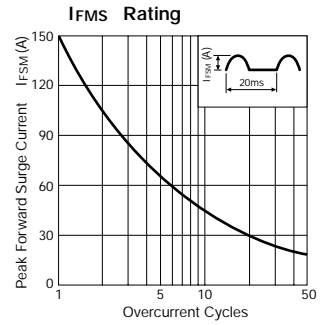
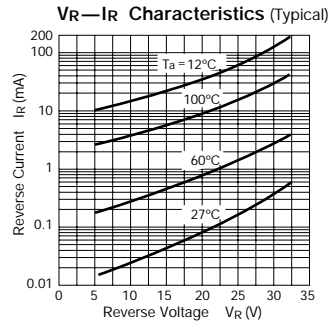
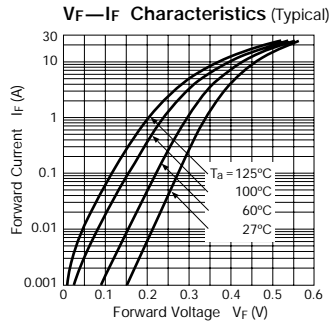
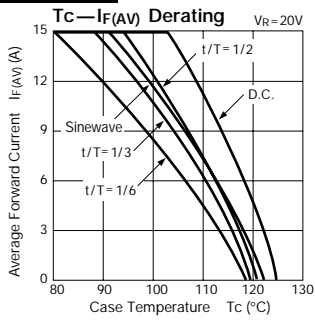


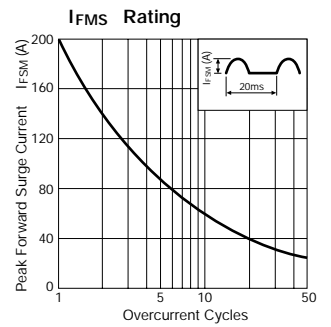
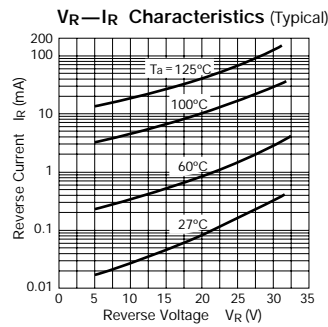
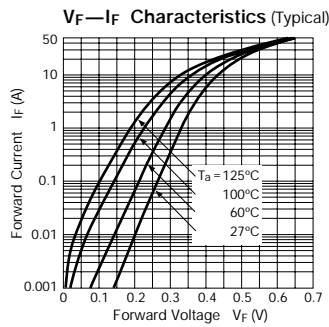
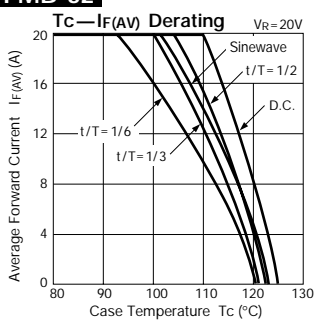
Fig. Ⓒ



**FMB-22H**



**FMB-32**



**FMB-32M**

