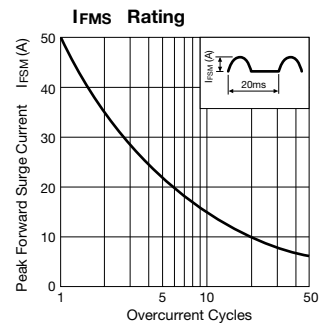
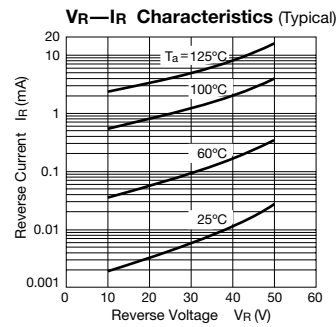
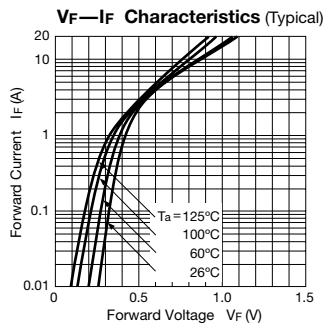
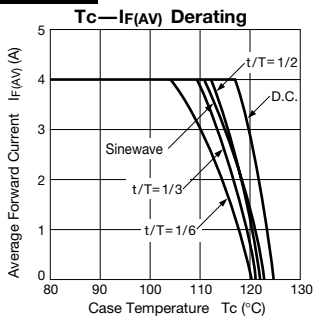


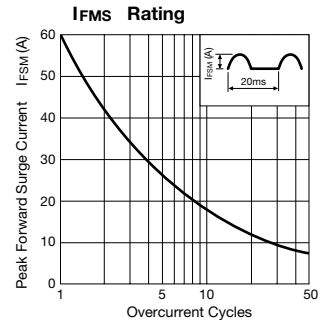
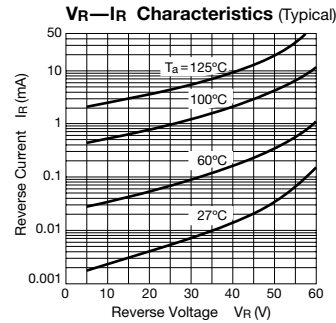
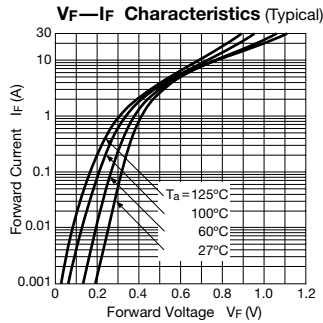
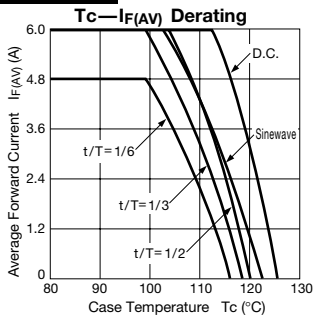
Schottky Barrier Diodes 40V

Type No.	Parameter	Absolute Maximum Ratings					Electrical Characteristics (Ta=25°C)					Others					
		V _{RM} (V)	I _{F(AV)} (A)	I _{FSM} (A)	T _J (°C)	T _{stg} (°C)	V _F (V)	I _R (mA)	I _R (H) (mA)	t _{rr} (ns)	R _{th(j-c)} (°C/W)	Mass (g)	Fig.				
														max per element	I _F (A)	V _R =V _{RM} max per element	V _R =V _{RM} , Ta=100°C max per element
FMB-24	40	4.0	50	-40 to +150		0.55	2.0	5.00	35	100	100/100	4.0	2.1	Ⓐ			
FMB-24M		6.0	60				3.0										
FMB-24L		10.0	75				5.0										
FMB-24H		15.0	100				7.5								7.50	50	
FMB-34S		12.0	75				0.58								6.0	5.00	35
FMB-34		15.0	150				0.55								7.5	10.00	65
FMB-34M		30.0	300				15.0								20.00	100	2.0

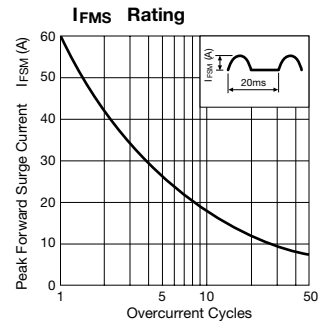
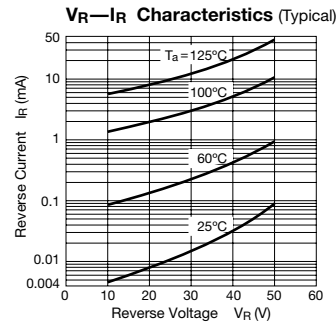
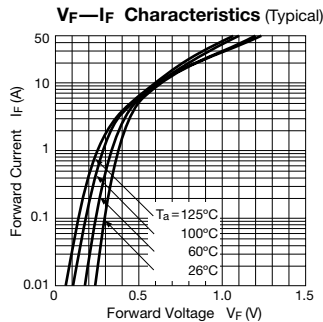
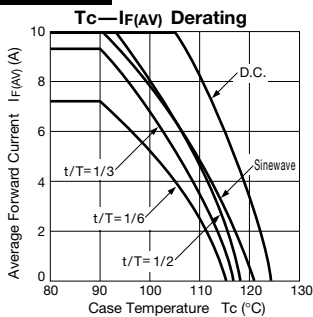
FMB-24



FMB-24M



FMB-24L



External Dimensions (Unit: mm) (Full-mold)

Flammability:
UL94V-0 or Equivalent

Fig. Ⓐ

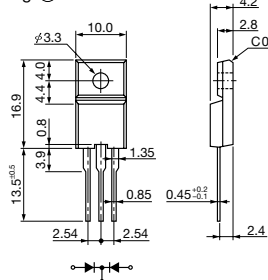
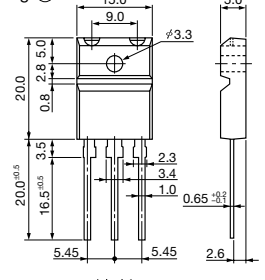
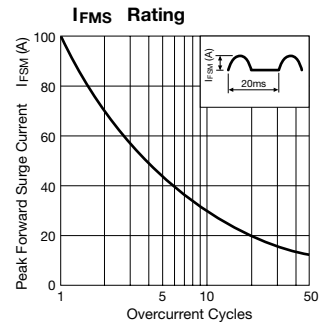
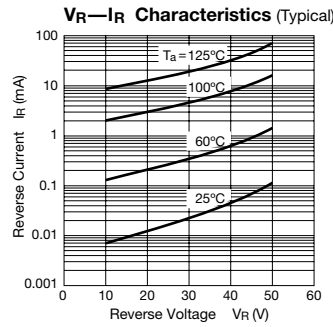
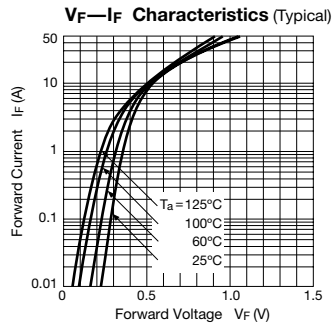
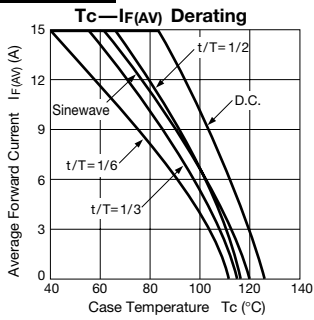
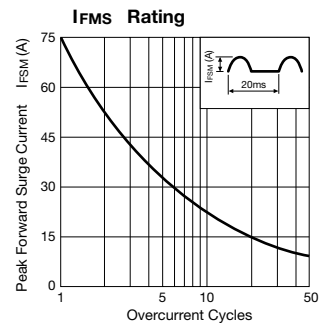
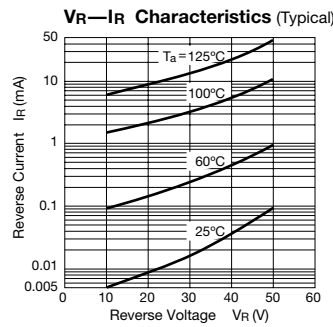
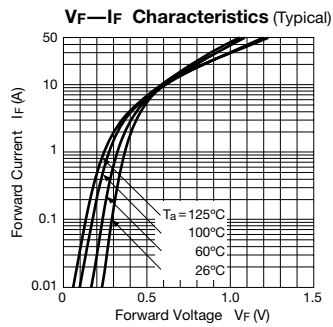
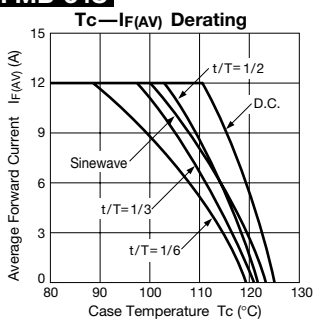
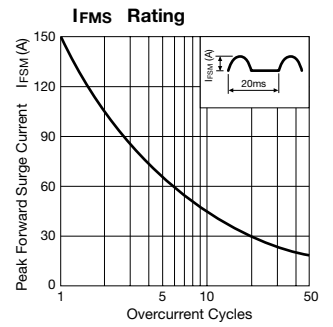
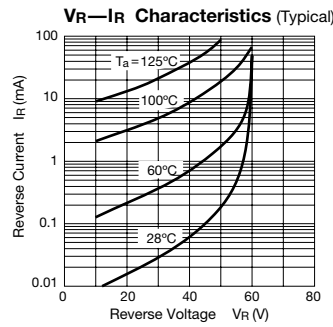
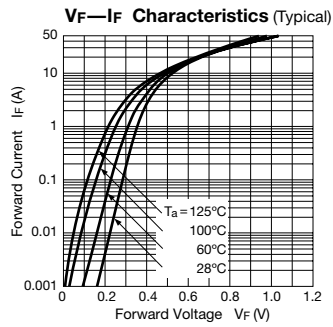
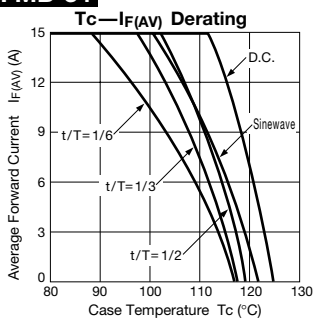


Fig. Ⓑ



FMB-24H**FMB-34S****FMB-34****FMB-34M**