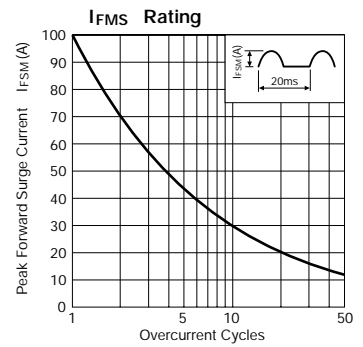
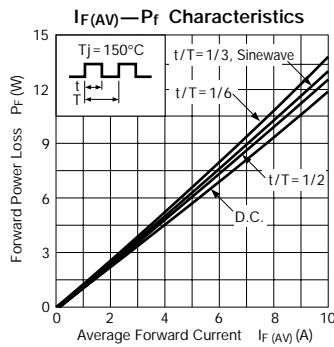
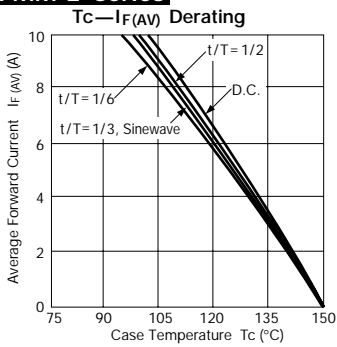


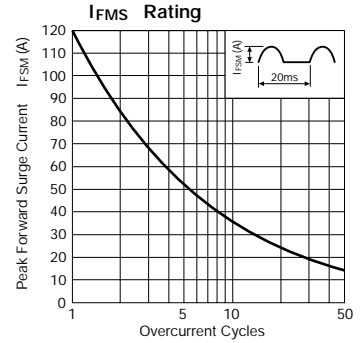
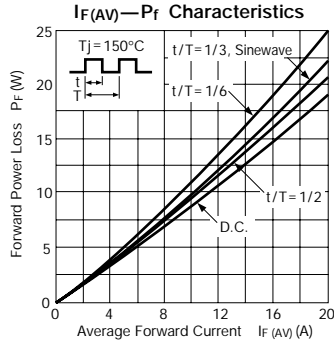
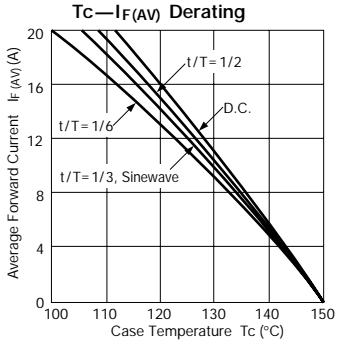
Rectifier Diodes

Parameter Type No.	Absolute Maximum Ratings				Electrical Characteristics (Ta=25°C)					Others		
	V _{RM} (V)	I _{F(AV)} (A) With Heatsink	I _{FSM} (A) 50Hz Half-cycle Sinewave Single Shot	T _J (°C)	T _{stg} (°C)	V _F (V) max	I _R (μA) I _F (A)	I _R (H) (μA) V _R =V _{RM} max	I _R (H) (μA) V _R =V _{RM} Ta=100°C max	R _{th} (j-c) (°C/W)	Mass (g)	Fig.
FMM-22S, R	200	10	100	-40 to +150		1.1	5.0	10	100	4.0	2.1	Ⓐ
FMM-24S, R	400											
FMM-26S, R	600											
FMM-31S, R	100	20	120	-40 to +150		1.1	10.0	10	100	2.0	5.5	Ⓑ
FMM-32S, R	200											
FMM-34S, R	400											
FMM-36S, R	600											

FMM-2 series



FMM-3 series



External Dimensions (Unit: mm)

Flammability:
UL94V-0 or Equivalent

