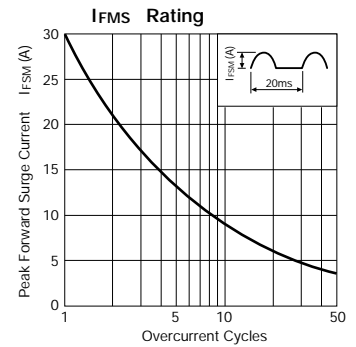
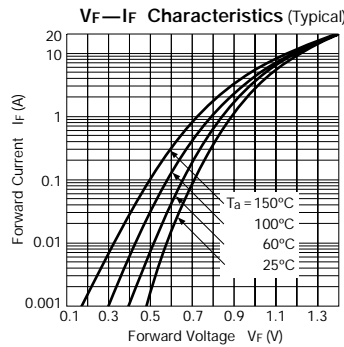
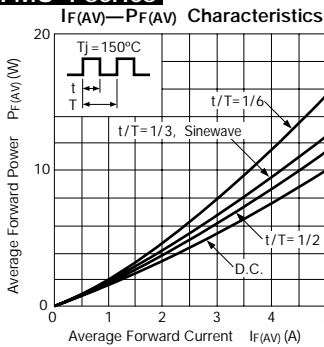


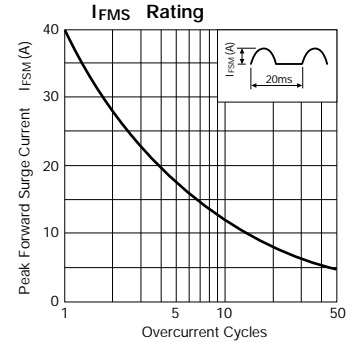
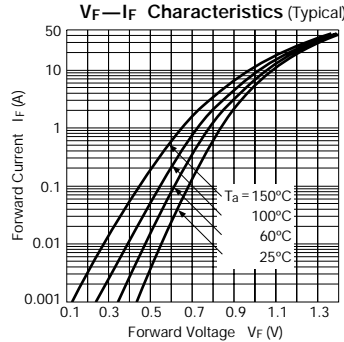
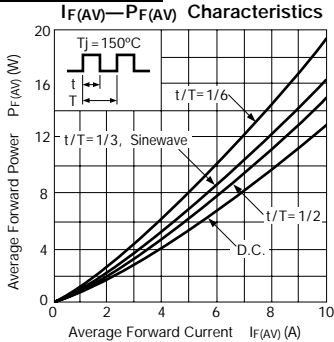
Fast-Recovery Rectifier Diodes

| Parameter Type No. | Absolute Maximum Ratings | | | | | Electrical Characteristics (Ta=25°C) | | | | | | | Others | | | |
|-----------------------|--------------------------|---|--|---------------------|-----------------------|--------------------------------------|--------------------|--|--|--------------------------------------|--------------------------------------|-----------------------------|----------|------|-----|---|
| | V _{RM} (V) | I _{F(AV)} (A) With Heatsink | I _{FSM} (A) 50Hz Half-cycle Sinewave Single Shot | T _J (°C) | T _{stg} (°C) | V _F (V) | | I _R (μA) V _R =V _{RM} max per element | I _{R(H)} (μA) V _R =V _{RM} , Ta=100°C max per element | t _{rr} (μs) | | R _{th(j-c)} (°C/W) | Mass (g) | Fig. | | |
| | | | | | | max per element | I _F (A) | | | I _F /I _{RP} (mA) | I _F /I _{RP} (mA) | | | | | |
| FMU-12S, R | 200 | 5.0 | 30 | -40 to +150 | | 1.5 | 2.5 | 50 | 500 | 0.4 | 100/100 | 0.18 | 100/200 | 4.0 | 2.1 | Ⓐ |
| FMU-14S, R | 400 | | | | | | | | | | | | | | | |
| FMU-16S, R | 600 | | | | | | | | | | | | | | | |
| FMU-21S, R | 100 | 10.0 | 40 | | | 1.5 | 5.0 | 50 | 500 | 0.4 | 100/100 | 0.18 | 100/200 | 4.0 | 2.1 | |
| FMU-22S, R | 200 | | | | | | | | | | | | | | | |
| FMU-24S, R | 400 | | | | | | | | | | | | | | | |
| FMU-26S, R | 600 | 20.0 | 80 | 1.5 | 10.0 | 50 | 500 | 0.4 | 100/100 | 0.18 | 100/200 | 2.0 | 5.5 | Ⓑ | | |
| FMU-32S, R | 200 | | | | | | | | | | | | | | | |
| FMU-34S, R | 400 | | | | | | | | | | | | | | | |
| FMU-36S, R | 600 | | | | | | | | | | | | | | | |

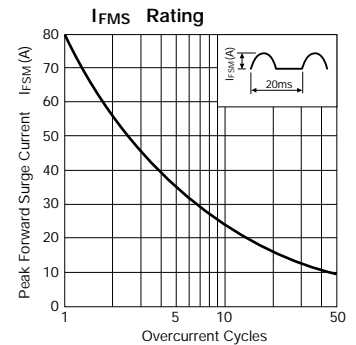
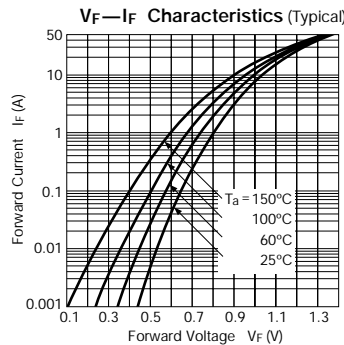
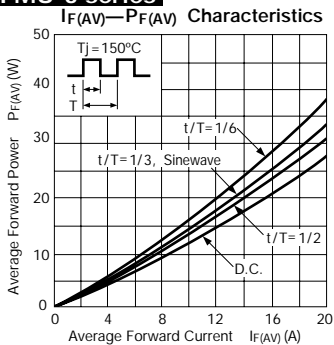
FMU-1 series



FMU-2 series



FMU-3 series



External Dimensions (Unit: mm)

Flammability:
UL94V-0 or Equivalent

