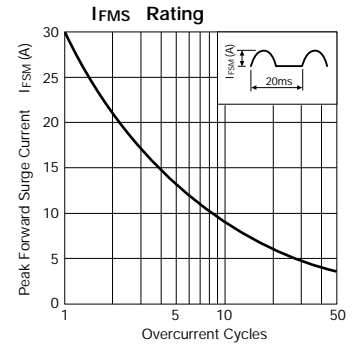
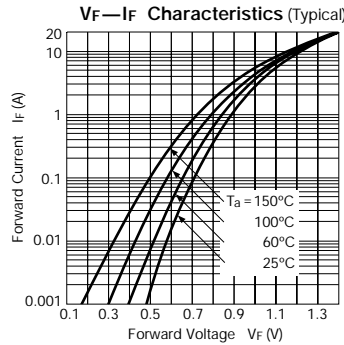
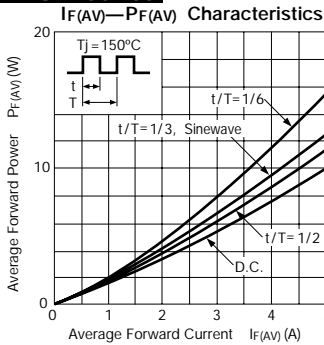


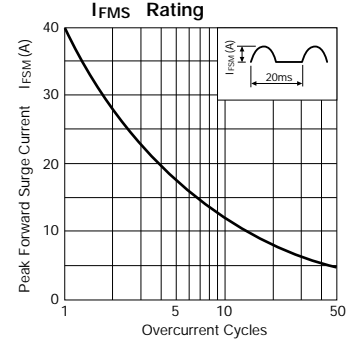
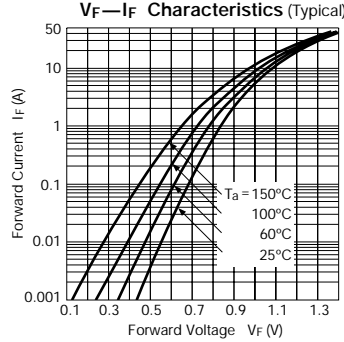
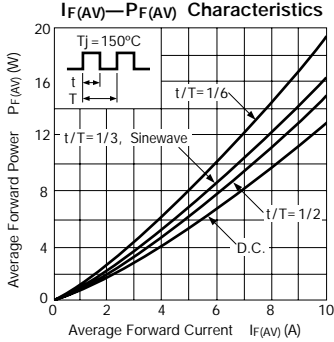
Fast-Recovery Rectifier Diodes

Parameter Type No.	Absolute Maximum Ratings					Electrical Characteristics (Ta=25°C)							Others			
	V _{RM} (V)	I _{F(AV)} (A) With Heatsink	I _{FSM} (A) 50Hz Half-cycle Sinewave Single Shot	T _J (°C)	T _{stg} (°C)	V _F (V)		I _R (μA)	I _R (H) (μA)	t _{rr} ① (μs)	t _{rr} ② (μs)	R _{th} (j-c) (°C/W)	Mass (g)	Fig.		
						max per element	I _F (A)	V _R =V _{RM} max per element	V _R =V _{RM} , Ta=100°C max per element	I _F /I _{RP} (mA)	I _F /I _{RP} (mA)					
FMU-12S, R	200	5.0	30	-40 to +150		1.5	2.5	50	500	0.4	100/100	0.18	100/200	4.0	2.1	Ⓐ
FMU-14S, R	400															
FMU-16S, R	600															
FMU-21S, R	100															
FMU-22S, R	200	10.0	40			1.5	5.0	50	500	0.4	100/100	0.18	100/200	4.0	2.1	Ⓐ
FMU-24S, R	400															
FMU-26S, R	600	20.0	80			1.5	10.0	50	500	0.4	100/100	0.18	100/200	2.0	5.5	Ⓑ
FMU-32S, R	200															
FMU-34S, R	400															
FMU-36S, R	600															

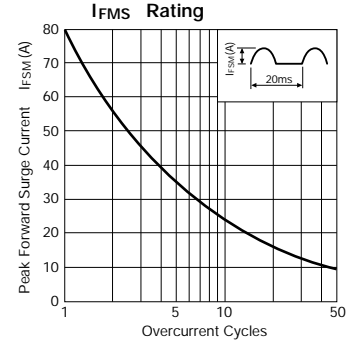
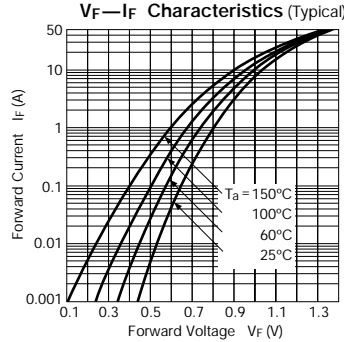
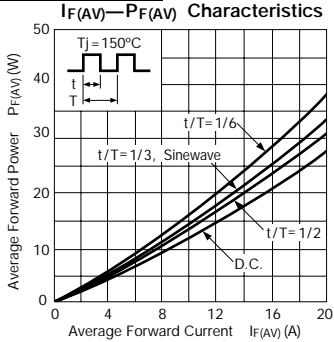
FMU-1 series



FMU-2 series



FMU-3 series



External Dimensions (Unit: mm)

Flammability:
UL94V-0 or Equivalent

