

# Schottky Barrier Diodes 20V

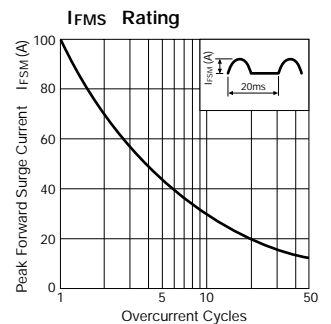
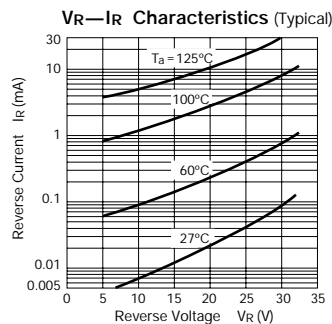
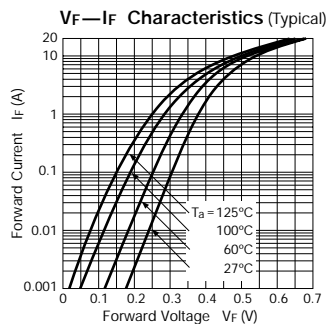
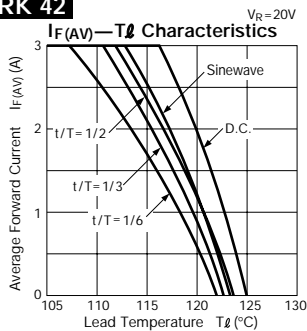
Parameter Type No.	Absolute Maximum Ratings					Electrical Characteristics (Ta = 25°C)						Others				
	V <sub>RM</sub> (V)	I <sub>F(AV)</sub> (A)	I <sub>FSM</sub> (A) 50Hz Half-cycle Sinewave Single Shot	T <sub>J</sub> (°C)	T <sub>stg</sub> (°C)	V <sub>F</sub> (V)		I <sub>R</sub> (mA)	I <sub>R(H)</sub> (mA)	t <sub>rr</sub> (ns)	R <sub>th(j-ø)</sub> (°C/W)	Mass (g)	Fig.			
						max	I <sub>F</sub> (A)	V <sub>R</sub> = V <sub>RM</sub> max	V <sub>R</sub> = V <sub>RM</sub> Ta = 100°C max							
EK 02 *	20	1.0	40	-40 to +150	0.47	1.0	0.25	10	100	100/100	20.0	0.3	Ⓐ			
EK 12 *		2.0	60			2.0	0.5	20						17.0	0.3	Ⓑ
RK 42		3.0	100			3.0	1.00	20								

\* Under development

## EK 02

## EK 12

## RK 42



### External Dimensions (Unit: mm)

Flammability:  
UL94V-0 or Equivalent

Fig. Ⓐ

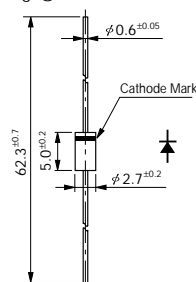


Fig. Ⓑ

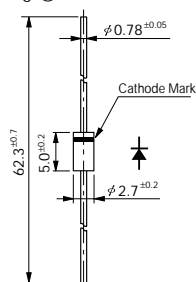


Fig. Ⓒ

