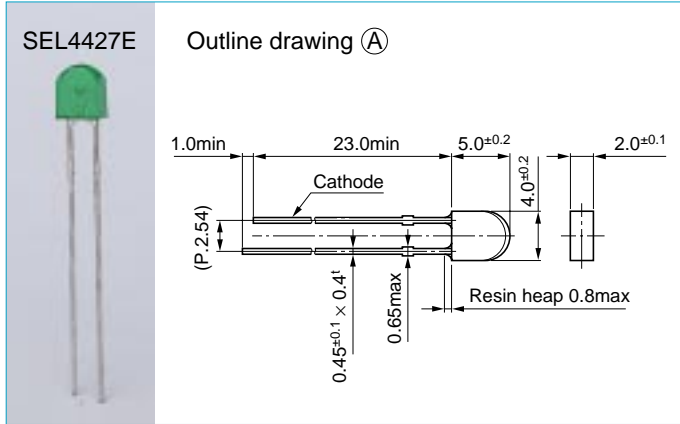
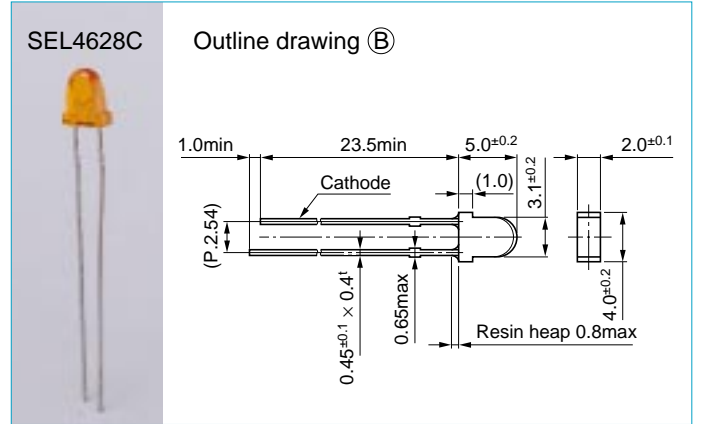


Bow-type LEDs

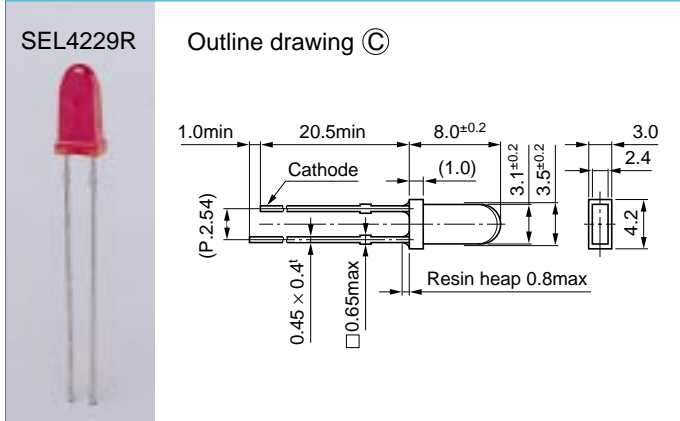
SEL4027 series



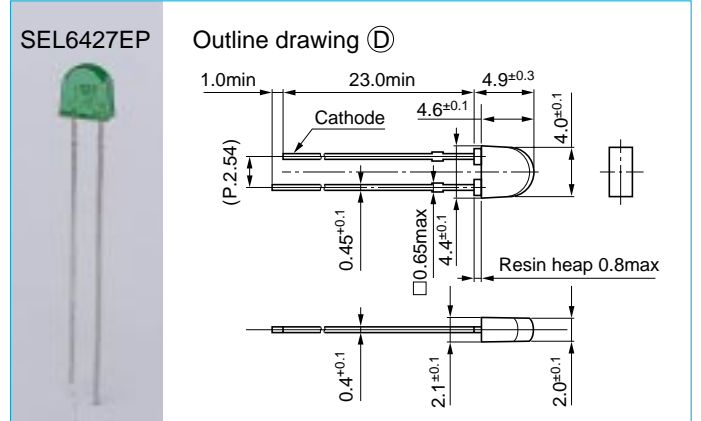
SEL4028 series



SEL4029 series (for contact mounting automatic insertion)



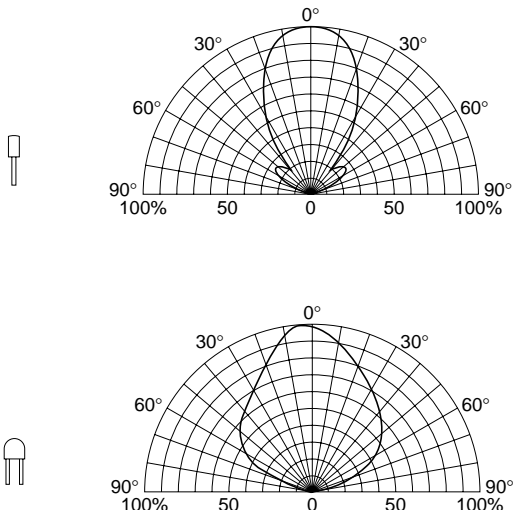
SEL6427EP (for contact mounting automatic insertion)



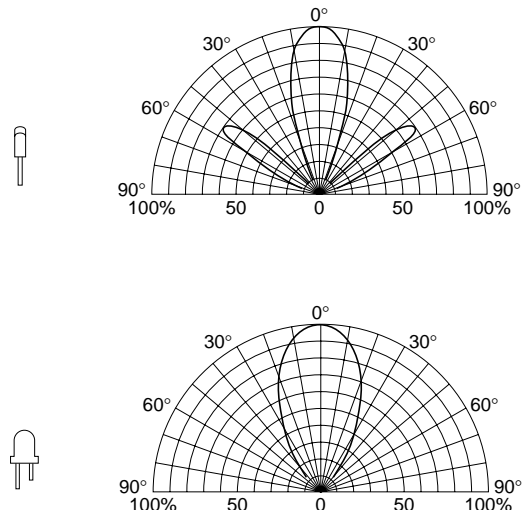
External dimensions: Unit: mm Tolerance: ±0.3

Viewing angle

SEL4027 series
SEL4029 series



SEL4028 series
SEL6027 series



Absolute maximum ratings (Ta=25°C)

Symbol	Unit	Ratings
I _F	mA	30
I _{FP}	mA	100
V _R	V	3
Top	°C	-30 to +85
Tstg	°C	-30 to +100

Type No.	Type of lens	Emitting color	Electro-optical characteristics (Ta=25°C)								Outline drawing	
			V _F (V)		Condition I _F (mA)	I _R (μA)	Condition V _R (V)	I _v (mcd)	Condition I _F (mA)	λ _p		Δλ
			typ	max		max		typ		(nm)		typ
SEL4227C	Un-tinted, non-diffused	High intensity red	1.9	2.5	10	50	3	10	20	630	35	Ⓐ
SEL4427E	Green tinted, non-diffused	Green	2.0					20		560	20	
SEL4527C	Un-tinted, non-diffused	Pure green	2.0					5		555	20	
SEL4228C	Un-tinted, non-diffused	High intensity red	1.9	2.5	10	50	3	18	20	630	35	Ⓑ
SEL4428E	Green tinted, non-diffused	Green	2.0					40		560	20	
SEL4528C	Un-tinted, non-diffused	Pure green	2.0					15		555	20	
SEL4728K	Yellow tinted, non-diffused	Yellow	2.0					16		570	40	
SEL4828A	Orange tinted, non-diffused	Amber	1.9					9		610	35	
SEL4928A	Orange tinted, non-diffused	Orange	1.9	7	587	33						
SEL4229R	Red tinted, diffused	High intensity red	1.9	2.5	10	50	3	10	20	630	35	Ⓒ
SEL4429E	Green tinted, non-diffused	Green	2.0					28		560	20	
SEL4829A	Orange tinted, non-diffused	Amber	1.9					8		610	35	
SEL6427EP	Green tinted, non-diffused	Green	2.0	2.5	10	50	3	20	20	560	20	○