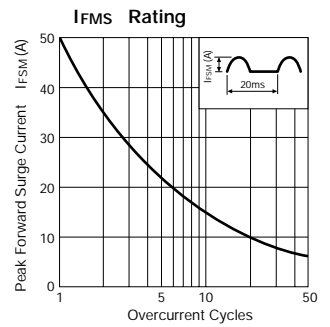
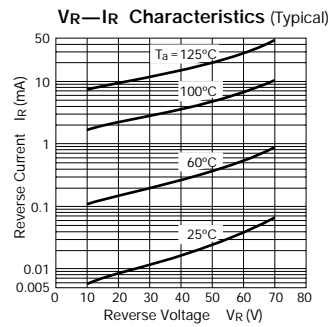
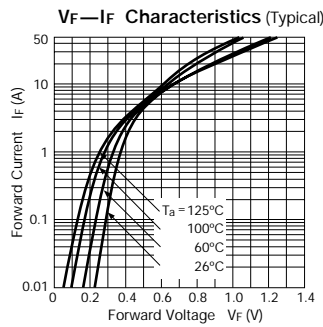
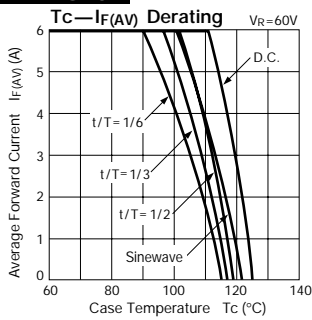


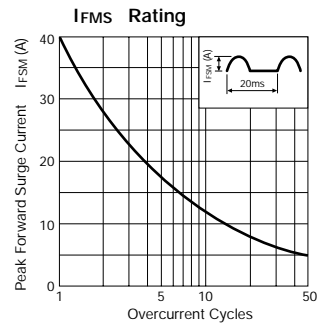
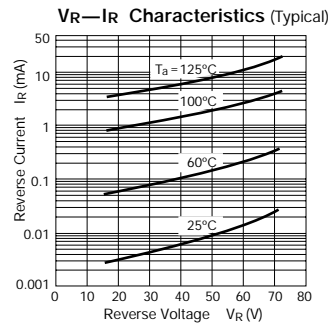
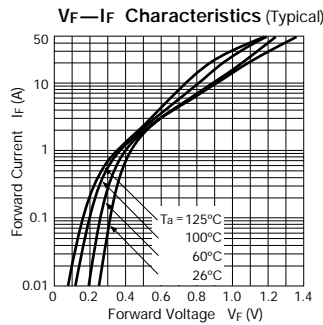
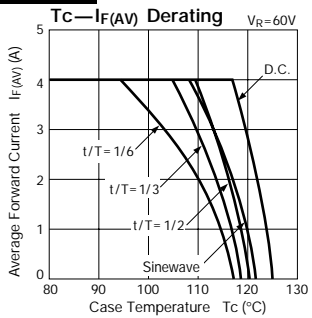
Schottky Barrier Diodes 60V

Parameter Type No.	Absolute Maximum Ratings					Electrical Characteristics (Ta=25°C)					Others			
	VRM (V)	IF(AV) (A)	IFSM (A) 50Hz Half-cycle Sinewave Single Shot	TJ (°C)	Tstg (°C)	VF (V) max per element	IR (mA) VR=VRM max per element	IR(H) (mA) VR=VRM, Ta=100°C max per element	trr (ns)	Rth(j-c) (°C/W)	Mass (g)	Remarks	Fig.	
														IF(A)
FMB-G16L	60	6.0	50	-40 to +150	0.62	5.0	5.0	50	100	100/100	4.0	2.1	1 Chip	Ⓐ
FMB-26		4.0	40			2.0	1.0	20					Ⓑ	
FMB-26L		10.0	50			5.0	2.5	50					Center-tap	Ⓒ
FMB-36		15.0	100			7.5	5.0	75						
FMB-36M		30.0	150			15.0	10.0	150						

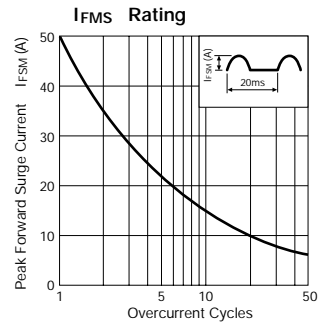
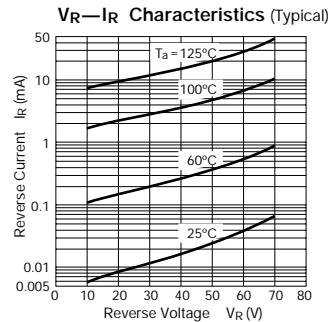
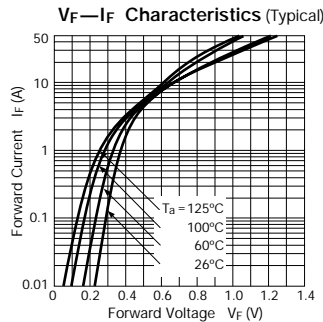
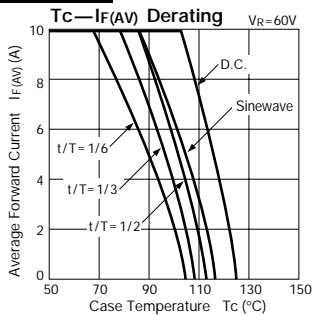
FMB-G16L



FMB-26

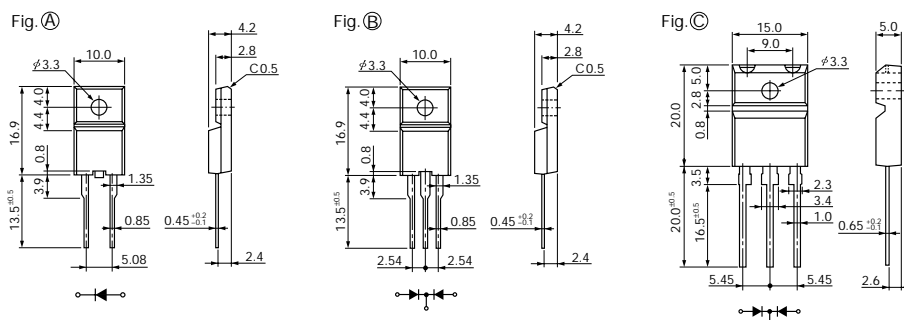


FMB-26L

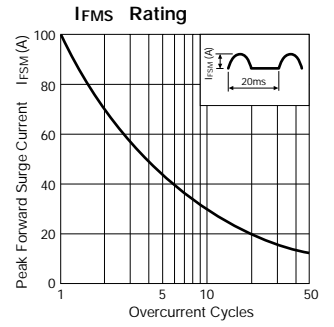
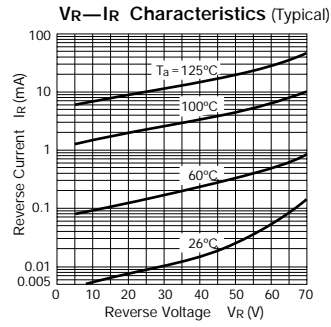
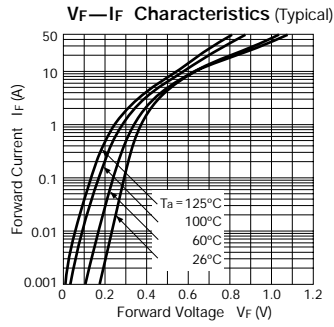
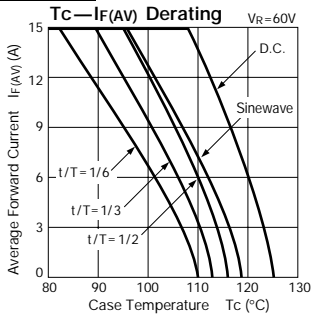


External Dimensions

(Unit: mm) (Full-mold)
Flammability:
UL94V-0 or Equivalent



FMB-36



FMB-36M

