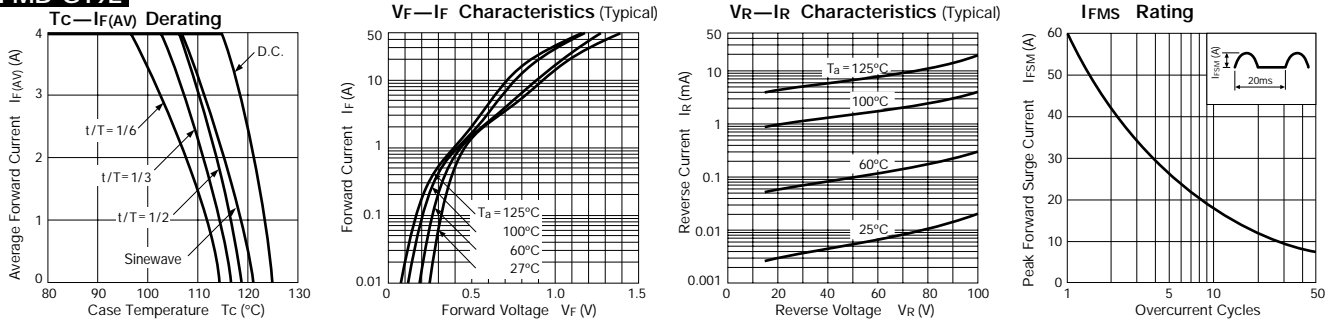


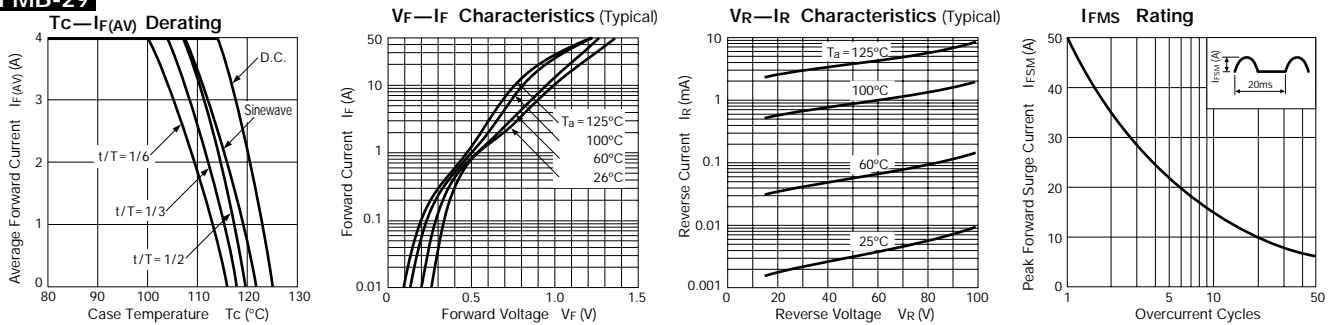
# Schottky Barrier Diodes 90V

Parameter Type No.	Absolute Maximum Ratings					Electrical Characteristics (Ta=25°C)					Others					
	V <sub>RM</sub> (V)	I <sub>F(AV)</sub> (A)	I <sub>FSM</sub> (A) 50Hz Half-cycle Sinewave Single Shot	T <sub>j</sub> (°C)	T <sub>stg</sub> (°C)	V <sub>F</sub> (V) max per element	I <sub>R</sub> (mA) V <sub>R</sub> =V <sub>RM</sub> max per element	I <sub>R</sub> (H) (mA) V <sub>R</sub> =V <sub>RM</sub> , Ta=100°C max per element	t <sub>rr</sub> (ns)	R <sub>th</sub> (j-c) (°C/W)	Mass (g)	Remarks	Fig.			
FMB-G19L	90	4.0	60	-40 to +150	0.81	4.0	5.0	35	100	100/100	4.0	2.1	1 Chip	Ⓐ		
FMB-29			50										2.0	3.0	15	Center-tap
FMB-29L		8.0	4.0										5.0	35		
FMB-39		15.0	7.5										10.0	50		
FMB-39M		20.0	150										10.0	15.0	60	2.0

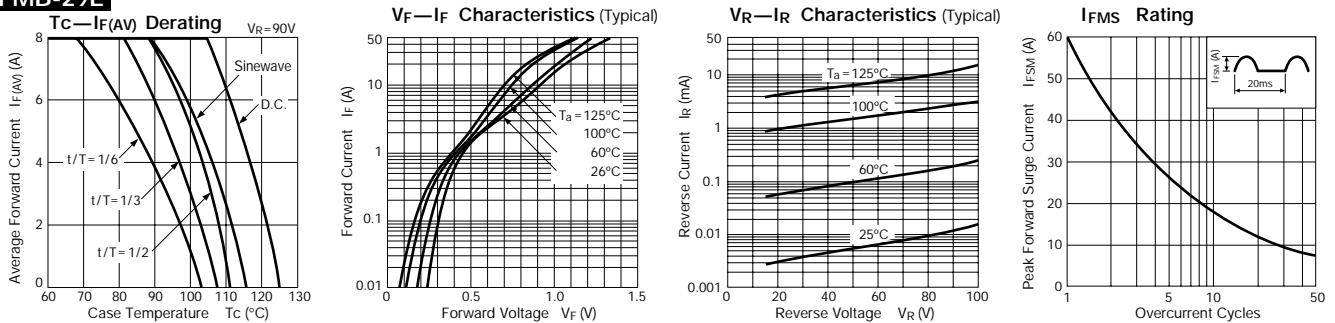
## FMB-G19L



## FMB-29



## FMB-29L



## External Dimensions

(Unit: mm) (Full-mold)

Flammability:  
UL94V-0 or Equivalent

Fig. Ⓐ

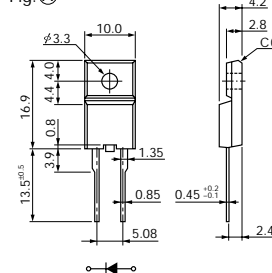


Fig. Ⓑ

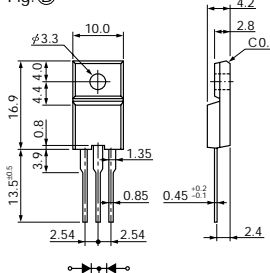
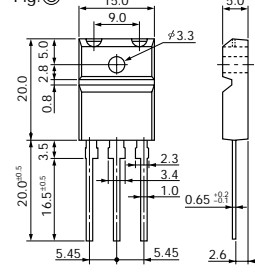
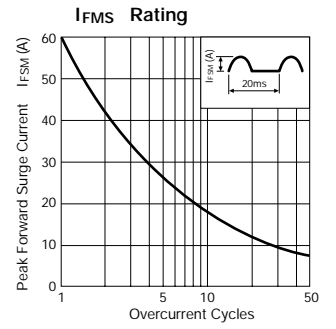
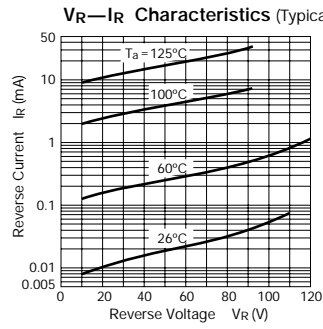
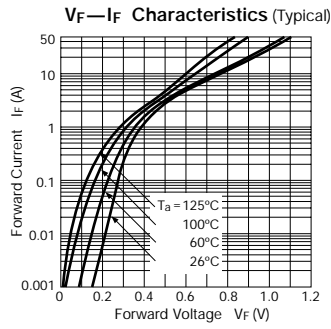
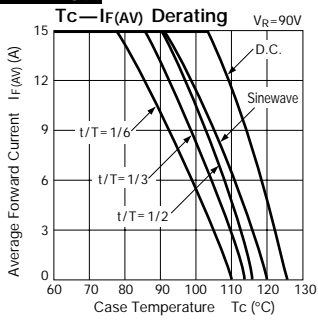


Fig. Ⓒ



**FMB-39**



**FMB-39M**

