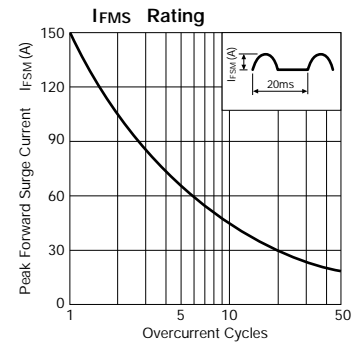
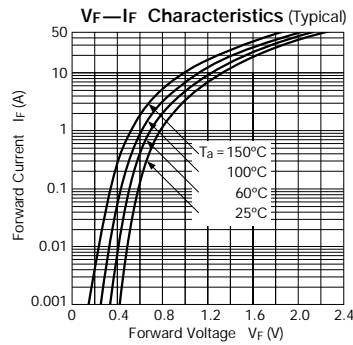
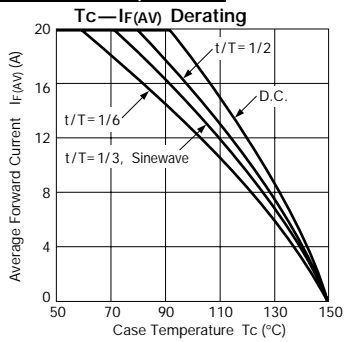


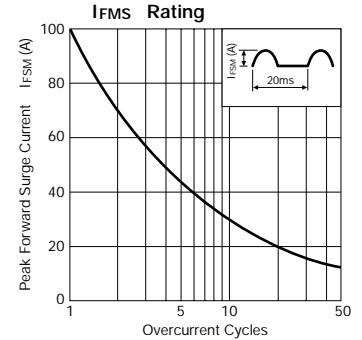
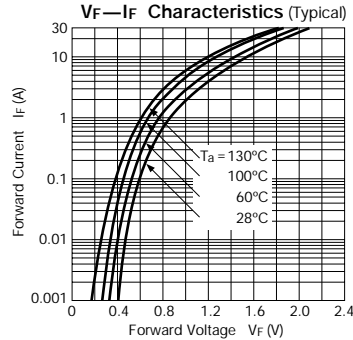
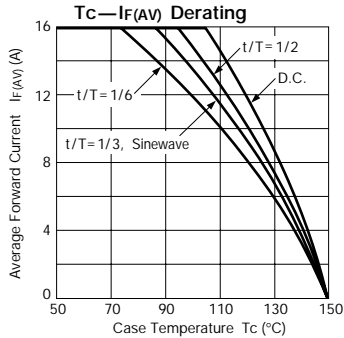
Ultra-Fast-Recovery Rectifier Diodes

Parameter Type No.	Absolute Maximum Ratings					Electrical Characteristics (Ta = 25°C)							Others			
	V _{RM} (V)	I _{F(AV)} (A) With Heatsink	I _{FSM} (A) 50Hz Half-cycle Sinewave Single Shot	T _J (°C)	T _{stg} (°C)	V _F (V) max per element	I _F (A)	I _R (mA) V _R = V _{RM} max per element	I _R (H) (mA) V _R = V _{RM} , Ta = 100°C max per element	t _{rr} ① (ns)	t _{rr} ② (ns)	R _{th(j-c)} (°C/W)	Mass (g)	Fig.		
FMG-32S/R	200	20.0	150	-40 to +150		1.80	10.0	1.0	5.0	100	100/100	50	100/200	2.0	5.5	Ⓐ
FMG-33S/R	300					2.00										
FMG-34S/R	400					2.20										
FMG-36S/R	600					7.5										

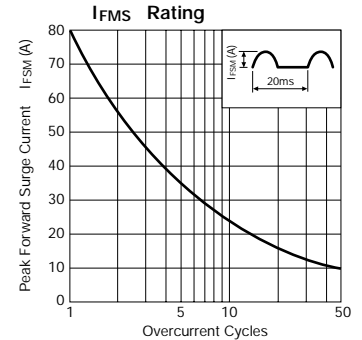
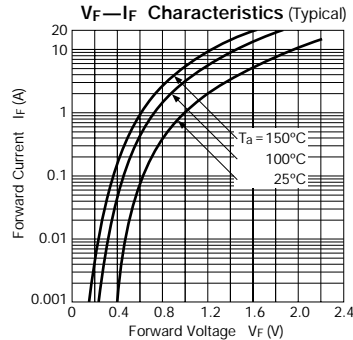
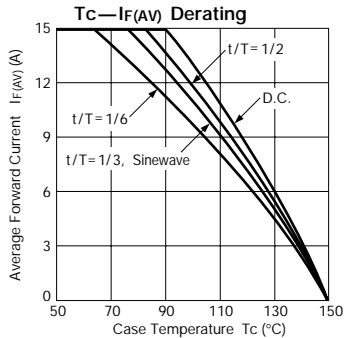
FMG-32S/R, 33S/R



FMG-34S/R



FMG-36S/R



External Dimensions

(Unit: mm) (Full-mold)

Flammability:
UL94V-0 or Equivalent

