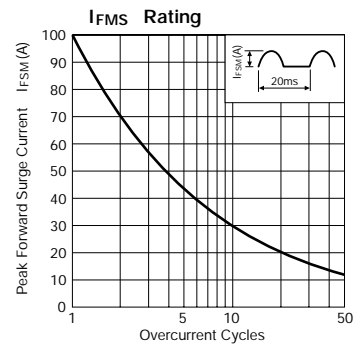
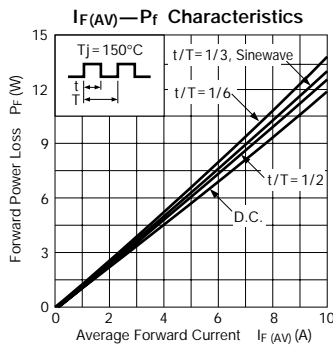
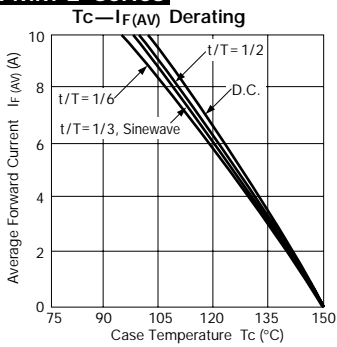


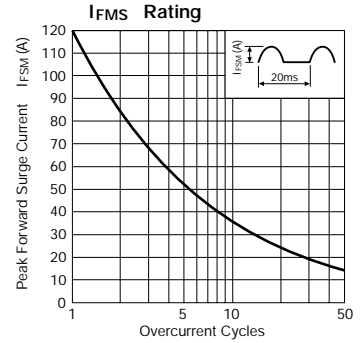
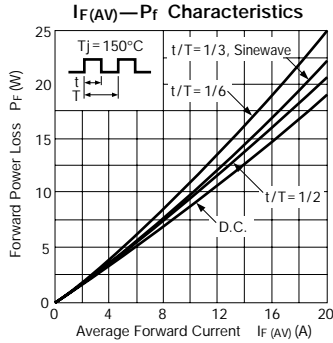
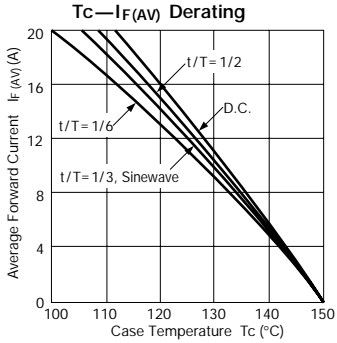
# Rectifier Diodes

Parameter Type No.	Absolute Maximum Ratings				Electrical Characteristics (Ta=25°C)					Others		
	V <sub>RM</sub> (V)	I <sub>F(AV)</sub> (A) With Heatsink	I <sub>FSM</sub> (A) 50Hz Half-cycle Sinewave Single Shot	T <sub>J</sub> (°C)	T <sub>stg</sub> (°C)	V <sub>F</sub> (V) max	I <sub>R</sub> (μA) I <sub>F</sub> (A)	I <sub>R</sub> (H) (μA) V <sub>R</sub> =V <sub>RM</sub> max	I <sub>R</sub> (H) (μA) V <sub>R</sub> =V <sub>RM</sub> Ta=100°C max	R <sub>th</sub> (j-c) (°C/W)	Mass (g)	Fig.
FMM-22S, R	200	10	100	-40 to +150		1.1	5.0	10	100	4.0	2.1	Ⓐ
FMM-24S, R	400											
FMM-26S, R	600											
FMM-31S, R	100	20	120	-40 to +150		1.1	10.0	10	100	2.0	5.5	Ⓑ
FMM-32S, R	200											
FMM-34S, R	400											
FMM-36S, R	600											

## FMM-2 series



## FMM-3 series



## External Dimensions (Unit: mm)

Flammability:  
UL94V-0 or Equivalent

