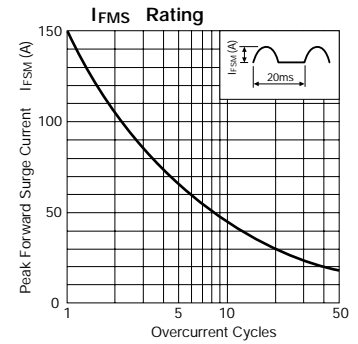
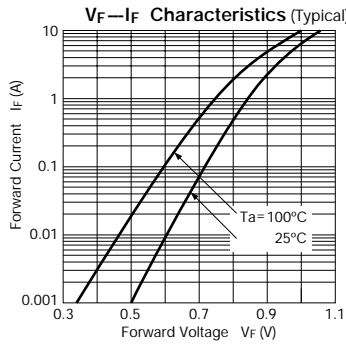
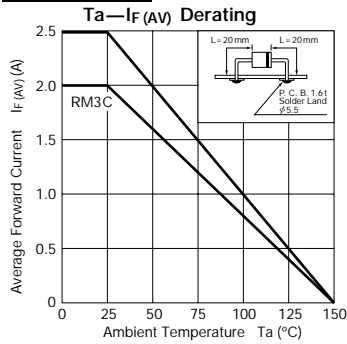


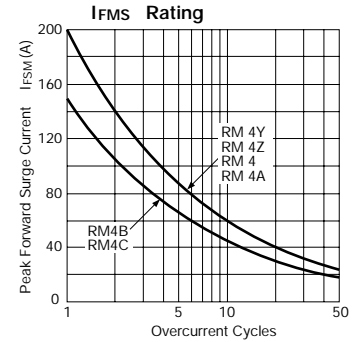
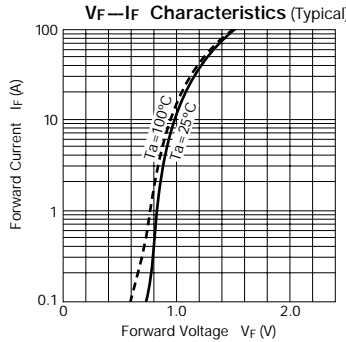
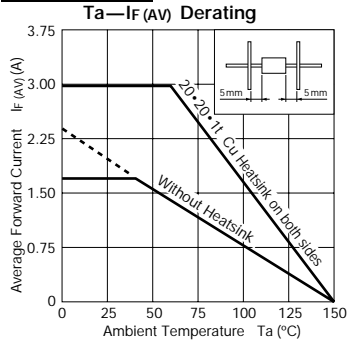
Rectifier Diodes

Type No.	Parameter	Absolute Maximum Ratings				Electrical Characteristics (Ta = 25°C)				Others	
		V _{RM} (V)	I _F (AV) (A) () is with Heatsink	I _{FSM} (A) 50Hz Half-cycle Sinewave Single Shot	T _J (°C)	T _{stg} (°C)	V _F (V) max	I _R (μA) V _R = V _{RM} max	I _R (H) (μA) V _R = V _{RM} Ta = 100°C max	R _{th} (j-ℓ) (°C/W)	Mass (g)
RM 3	400	2.5	150	-40 to +150	0.95	2.5	10	100 (150°C)	10	1.0	Ⓐ
RM 3A	600										
RM 3B	800										
RM 3C	1000	2.0	200	-40 to +150	0.95	3.0	10	50	8	1.2	Ⓑ
RM 4Y	100										
RM 4Z	200										
RM 4	400	1.7 (3.0)	150	-40 to +150	0.97	3.0	10	50	8	1.2	Ⓑ
RM 4A	600										
RM 4B	800										
RM 4C	1000	1.8 (3.2)	350	-40 to +150	0.92	3.5	10	50	8	1.2	Ⓑ
RM 4AM	600										

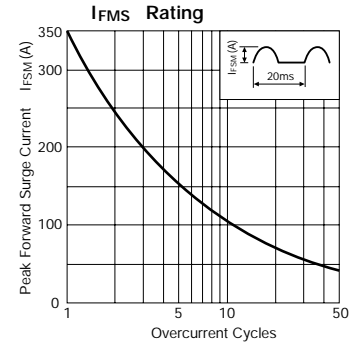
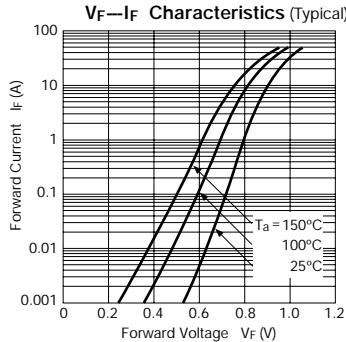
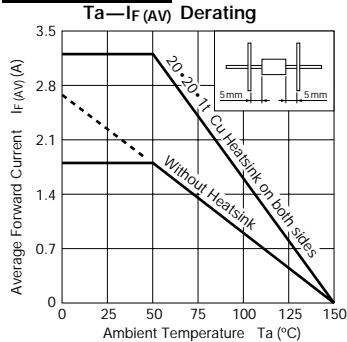
RM 3 series



RM 4 series



RM 4M series



External Dimensions (Unit: mm)

Flammability:
UL94V-0 or Equivalent

