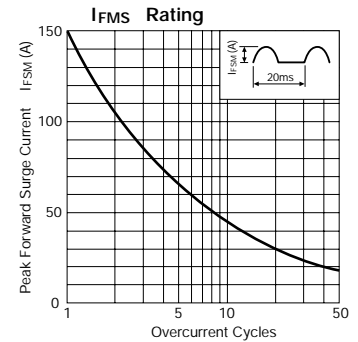
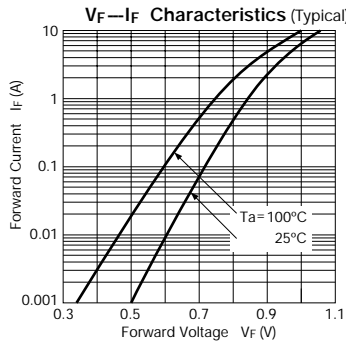
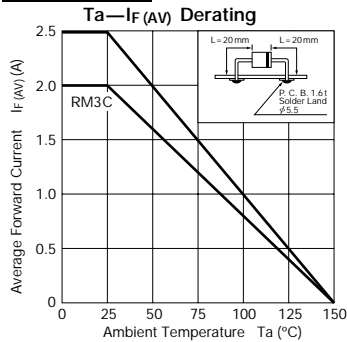


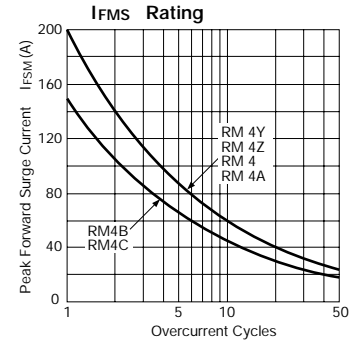
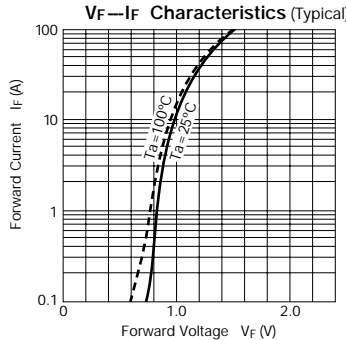
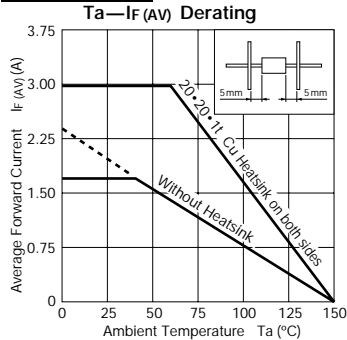
Rectifier Diodes

| Type No. | Parameter | Absolute Maximum Ratings | | | | Electrical Characteristics (Ta = 25°C) | | | | Others | | | | | | | | | |
|----------|-----------|--------------------------|---|---|---------------------|--|---------------------------|---|---|---------------------------------|----------|------|-----|------|-----|----|----|---|-----|
| | | V _{RM} (V) | I _F (AV) (A) () is with Heatsink | I _{FSM} (A) 50Hz Half-cycle Sinewave Single Shot | T _J (°C) | T _{stg} (°C) | V _F (V) max | I _R (μA) V _R = V _{RM} max | I _R (H) (μA) V _R = V _{RM} Ta = 100°C max | R _{th} (j-ℓ) (°C/W) | Mass (g) | Fig. | | | | | | | |
| RM 3 | | 400 | 2.5 | 150 | -40 to +150 | 0.95 | 2.5 | 10 | 100 (150°C) | 10 | 1.0 | Ⓐ | | | | | | | |
| RM 3A | 600 | | | | | | | | | | | | | | | | | | |
| RM 3B | 800 | | | | | | | | | | | | | | | | | | |
| RM 3C | | 1000 | 2.0 | | | | | | | | | | | | | | | | |
| RM 4Y | | 100 | 1.7 (3.0) | 200 | -40 to +150 | 0.95 | 3.0 | 10 | 50 | 8 | 1.2 | Ⓑ | | | | | | | |
| RM 4Z | 200 | | | | | | | | | | | | | | | | | | |
| RM 4 | 400 | | | | | | | | | | | | | | | | | | |
| RM 4A | 600 | | | | | | | | | | | | | | | | | | |
| RM 4B | 800 | | | | | | | | | | | | | | | | | | |
| RM 4C | 1000 | | | | | | | | | | | | | | | | | | |
| RM 4AM | 600 | 1.8 (3.2) | | | | | | | | | | | 350 | 0.92 | 3.5 | 10 | 50 | 8 | 1.2 |

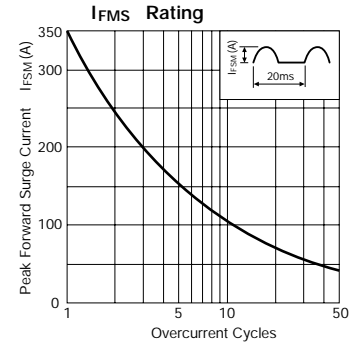
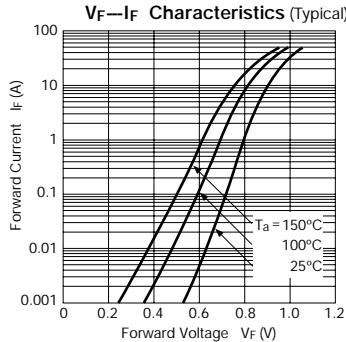
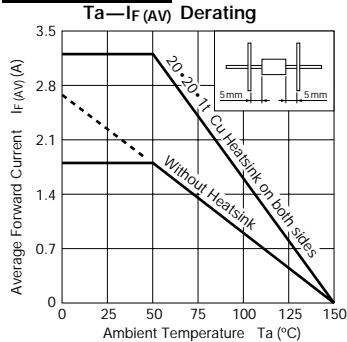
RM 3 series



RM 4 series



RM 4M series



External Dimensions (Unit: mm)

Flammability: UL94V-0 or Equivalent

