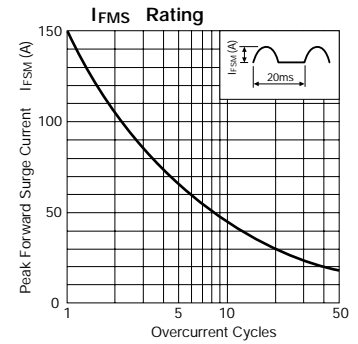
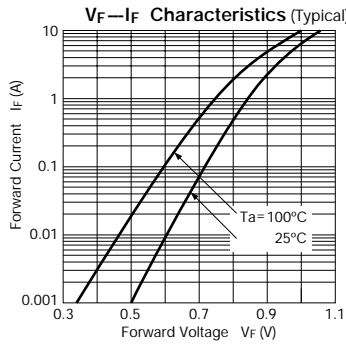
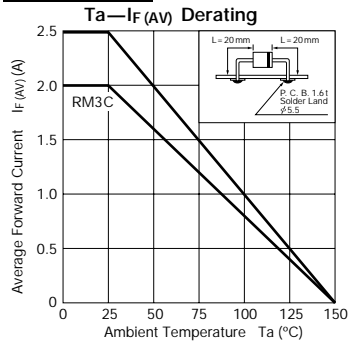


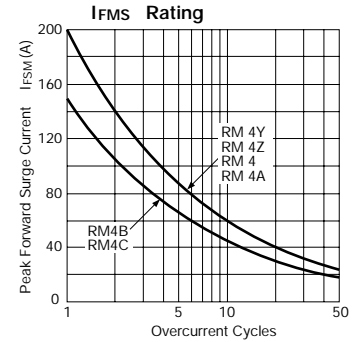
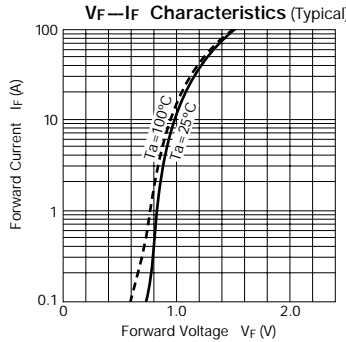
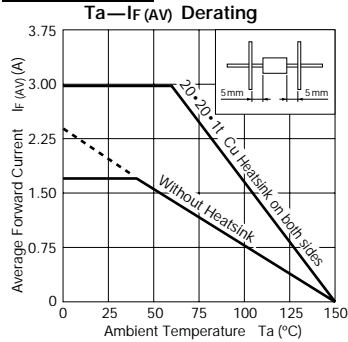
# Rectifier Diodes

Type No.	Parameter	Absolute Maximum Ratings				Electrical Characteristics (Ta = 25°C)				Others		
		V <sub>RM</sub> (V)	I <sub>F</sub> (AV) (A) ( ) is with Heatsink	I <sub>FSM</sub> (A) 50Hz Half-cycle Sinewave Single Shot	T <sub>J</sub> (°C)	T <sub>stg</sub> (°C)	V <sub>F</sub> (V) max	I <sub>R</sub> (μA) V <sub>R</sub> = V <sub>RM</sub> max	I <sub>R</sub> (H) (μA) V <sub>R</sub> = V <sub>RM</sub> Ta = 100°C max	R <sub>th</sub> (j-ℓ) (°C/W)	Mass (g)	Fig.
RM 3		400	2.5	150	-40 to +150	0.95	2.5	10	100 (150°C)	10	1.0	Ⓐ
RM 3A	600											
RM 3B	800											
RM 3C		1000	2.0									
RM 4Y		100	1.7 (3.0)	200	-40 to +150	0.95	3.0	10	50	8	1.2	Ⓑ
RM 4Z	200											
RM 4	400											
RM 4A	600											
RM 4B	800											
RM 4C	1000											
RM 4AM	600	1.8 (3.2)										

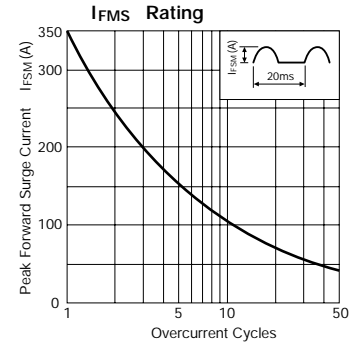
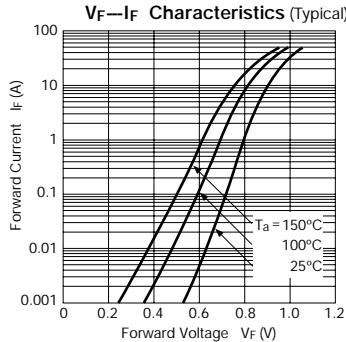
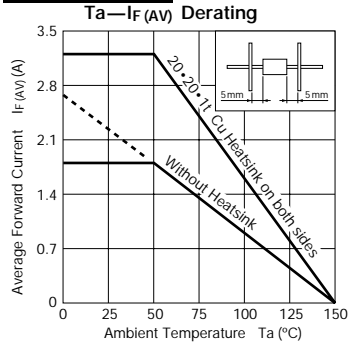
## RM 3 series



## RM 4 series



## RM 4M series



## External Dimensions

(Unit: mm)

Flammability:  
UL94V-0 or Equivalent

