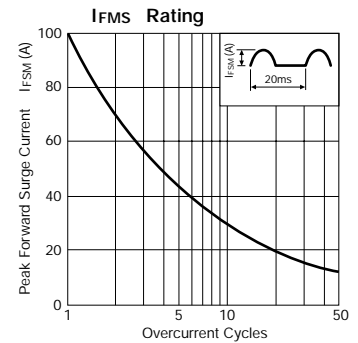
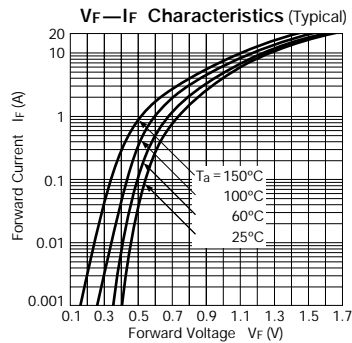
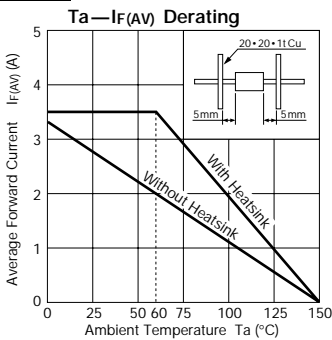


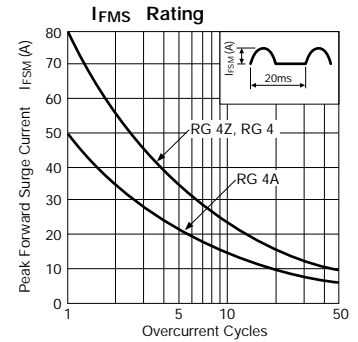
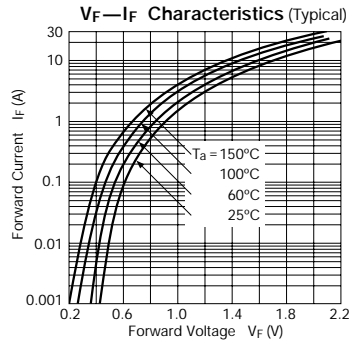
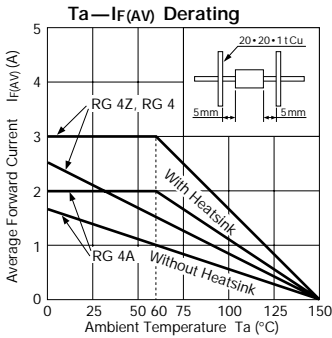
# Ultra-Fast-Recovery Rectifier Diodes

Parameter Type No.	Absolute Maximum Ratings					Electrical Characteristics (Ta=25°C)							Others			
	V <sub>RM</sub> (V)	I <sub>F(AV)</sub> (A) ( ) is with Heatsink	I <sub>FSM</sub> (A) 50Hz Half-cycle Sinewave Single Shot	T <sub>J</sub> (°C)	T <sub>stg</sub> (°C)	V <sub>F</sub> (V)		I <sub>R</sub> (mA)	I <sub>R</sub> (H) (mA)	t <sub>rr</sub> ① (ns)	t <sub>rr</sub> ② (ns)	R <sub>th</sub> (j-ℓ) (°C/W)	Mass (g)	Fig.		
						max	I <sub>F</sub> (A)	V <sub>R</sub> = V <sub>RM</sub> max	V <sub>R</sub> = V <sub>RM</sub> Ta = 100°C max	I <sub>F</sub> /I <sub>RP</sub> (mA)	I <sub>F</sub> /I <sub>RP</sub> (mA)					
RG 4Y	70	2.0 (3.5)	100	-40 to +150		1.3	3.5	1.0	5.0	100	100/100	50	100/200	8	1.2	Ⓐ
RG 4Z	200	1.0 (3.0)	80			1.7	3.0									
RG 4	400					1.8	2.0	0.5	2.5							
RG 4A	600	1.0 (2.0)	50			2.0	2.0									
RG 4C	1000		60			3.0	2.0									

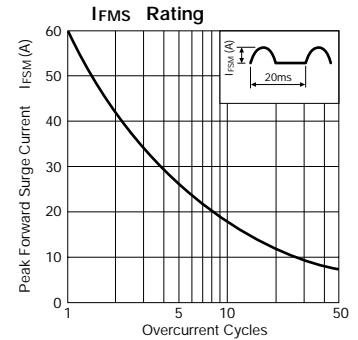
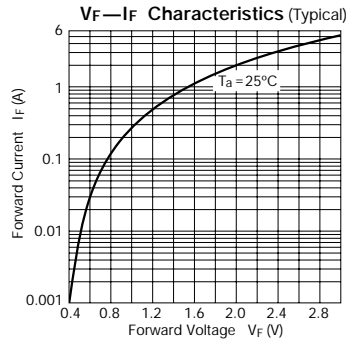
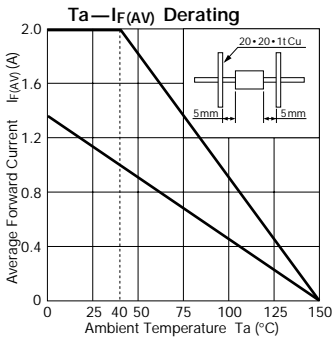
## RG 4Y



## RG 4Z, RG 4, RG 4A



## RG 4C



## External Dimensions

(Unit: mm)

Flammability:  
UL94V-0 or Equivalent

