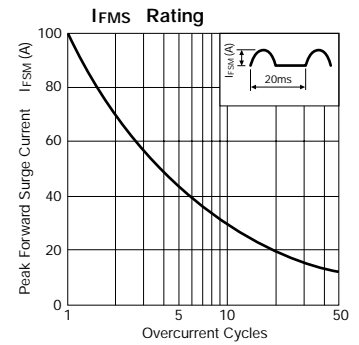
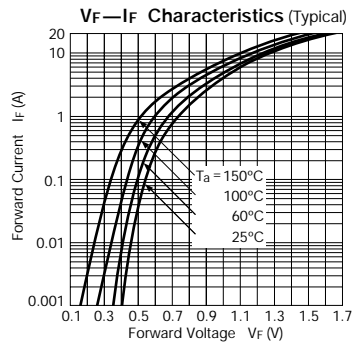
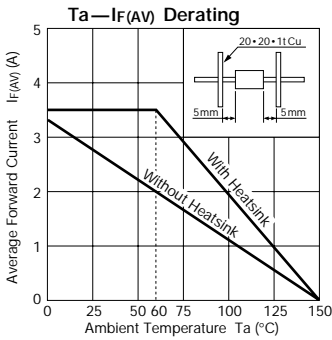


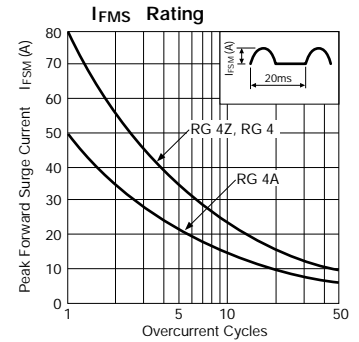
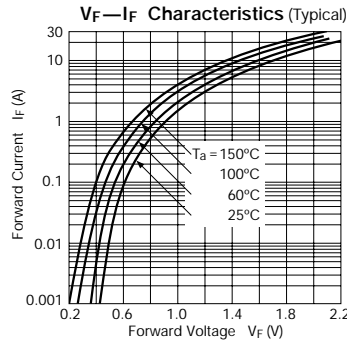
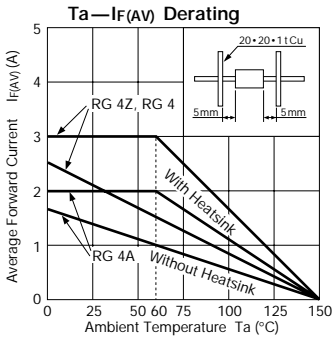
Ultra-Fast-Recovery Rectifier Diodes

Parameter Type No.	Absolute Maximum Ratings					Electrical Characteristics (Ta=25°C)						Others				
	V _{RM} (V)	I _{F(AV)} (A) () is with Heatsink 50Hz Half-cycle Sinewave Single Shot	I _{FSM} (A)	T _J (°C)	T _{stg} (°C)	V _F (V)		I _R (mA)	I _R (H) (mA)	t _{rr} ① (ns)	t _{rr} ② (ns)	R _{th} (j-ℓ) (°C/W)	Mass (g)	Fig.		
						max	I _F (A)	V _R = V _{RM} max	V _R = V _{RM} Ta = 100°C max	I _F /I _{RP} (mA)	I _F /I _{RP} (mA)					
RG 4Y	70	2.0 (3.5)	100	-40 to +150		1.3	3.5	1.0	5.0	100	100/100	50	100/200	8	1.2	Ⓐ
RG 4Z	200	1.0 (3.0)	80			1.7	3.0									
RG 4	400					1.8										
RG 4A	600					2.0										
RG 4C	1000	1.0 (2.0)	60			3.0	2.0									

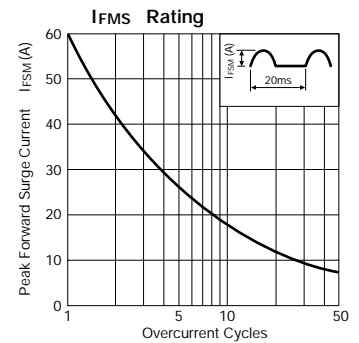
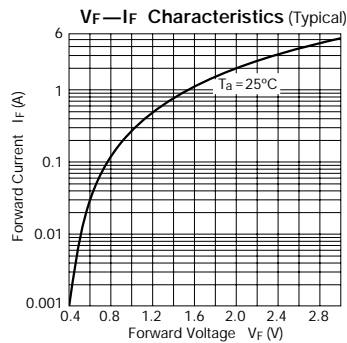
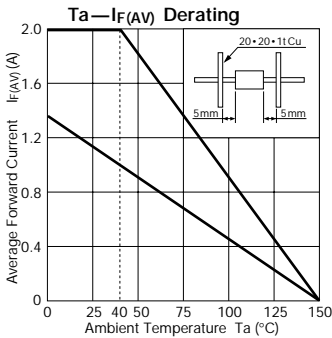
RG 4Y



RG 4Z, RG 4, RG 4A



RG 4C



External Dimensions

(Unit: mm)

Flammability:
UL94V-0 or Equivalent

