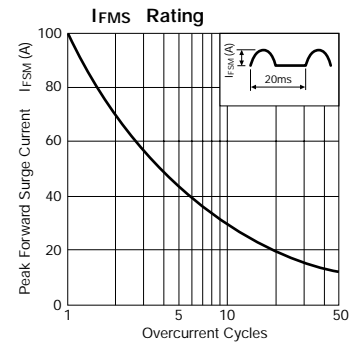
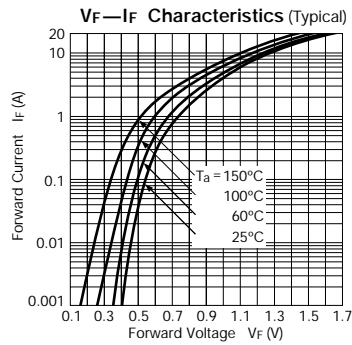
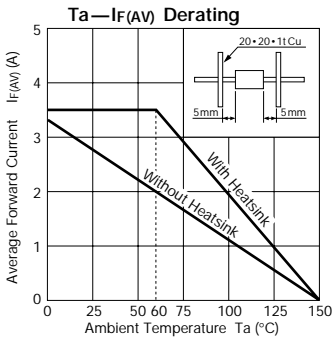


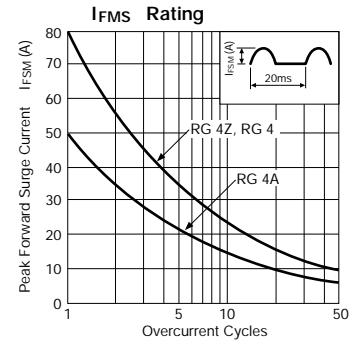
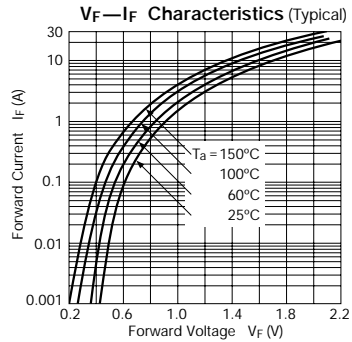
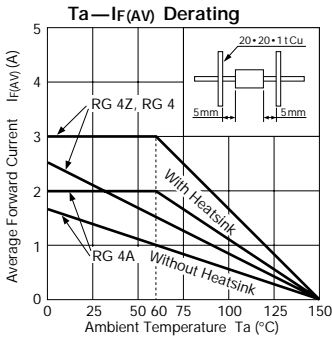
Ultra-Fast-Recovery Rectifier Diodes

Parameter Type No.	Absolute Maximum Ratings					Electrical Characteristics (Ta=25°C)							Others			
	V _{RM} (V)	I _{F(AV)} (A) () is with Heatsink 50Hz Half-cycle Sinewave Single Shot	I _{FSM} (A)	T _J (°C)	T _{stg} (°C)	V _F (V)		I _R (mA)	I _R (H) (mA)	t _{rr} ① (ns)	t _{rr} ② (ns)	R _{th} (j-ℓ) (°C/W)	Mass (g)	Fig.		
						max	I _F (A)	V _R = V _{RM} max	V _R = V _{RM} Ta = 100°C max	I _F /I _{RP} (mA)	I _F /I _{RP} (mA)					
RG 4Y	70	2.0 (3.5)	100	-40 to +150		1.3	3.5	1.0	5.0	100	100/100	50	100/200	8	1.2	Ⓐ
RG 4Z	200	1.0 (3.0)	80			1.7	3.0									
RG 4	400					1.8	2.0	0.5	2.5							
RG 4A	600	1.0 (2.0)	50			2.0	2.0									
RG 4C	1000		60			3.0										

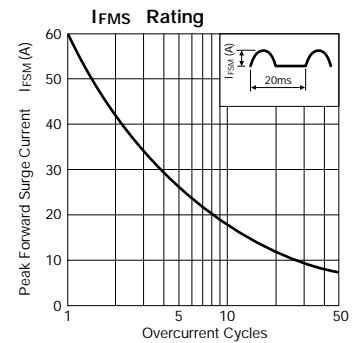
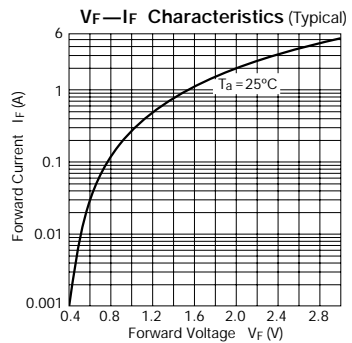
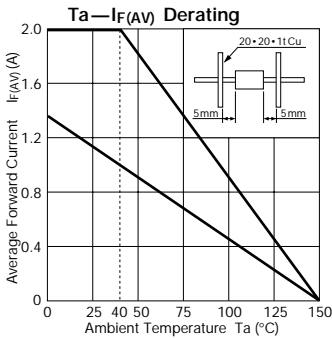
RG 4Y



RG 4Z, RG 4, RG 4A



RG 4C



External Dimensions

(Unit: mm)

Flammability:
UL94V-0 or Equivalent

