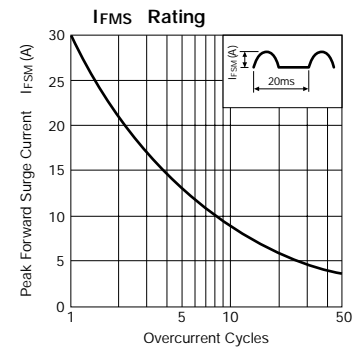
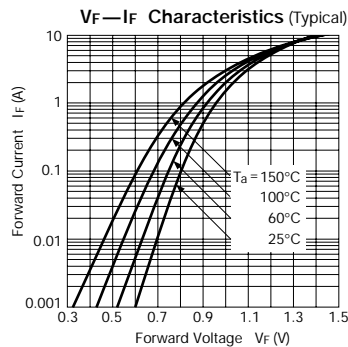
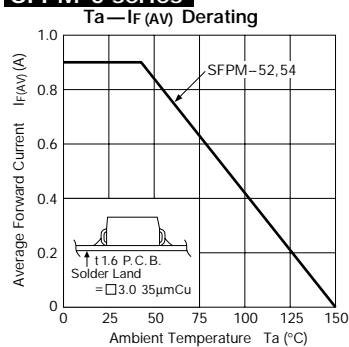


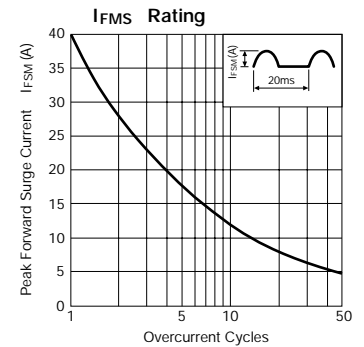
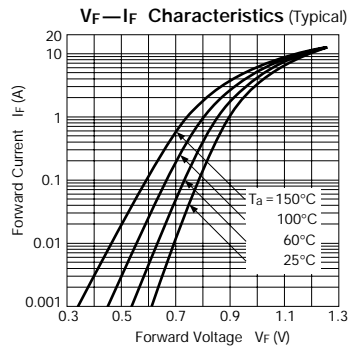
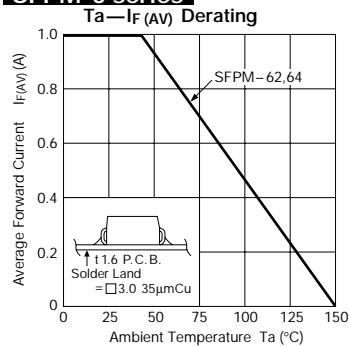
# Rectifier Diodes (Surface Mount)

Parameter Type No.	Absolute Maximum Ratings					Electrical Characteristics (Ta = 25°C)					Others	
	V <sub>RM</sub> (V)	I <sub>F</sub> (AV) (A)	I <sub>FSM</sub> (A)	T <sub>J</sub> (°C)	T <sub>stg</sub> (°C)	V <sub>F</sub> (V)	I <sub>R</sub> (μA)	I <sub>R</sub> (H) (μA)	R <sub>th</sub> (j-ℓ)	Mass (g)	Fig.	
			50Hz Half-cycle Sinewave Single Shot			max	I <sub>F</sub> (A)	V <sub>R</sub> = V <sub>RM</sub> max	V <sub>R</sub> = V <sub>RM</sub> Ta = 100°C max			(°C/W)
SFPM-52	200	0.9	30	-40 to +150		1.0	10	50	20	0.072	Ⓐ	
SFPM-54	400	0.9				1.0						
SFPM-62	200	1.0	45			0.98						
SFPM-64	400	1.0				0.98						

## SFPM-5 series



## SFPM-6 series



## External Dimensions

(Unit: mm)

Flammability:  
UL94V-0 or Equivalent

