

#### Absolute maximum ratings

( $T_a=25^\circ\text{C}$ )

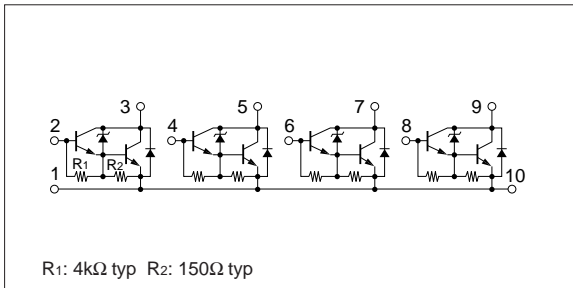
Symbol	Ratings	Unit
$V_{CB0}$	100±15	V
$V_{CE0}$	100±15	V
$V_{EB0}$	6	V
$I_c$	2	A
$I_{cP}$	4 (PW≤1ms, $D_u\leq 25\%$ )	A
$I_B$	0.5	A
$P_T$	4 ( $T_a=25^\circ\text{C}$ )	W
	20 ( $T_c=25^\circ\text{C}$ )	
$T_j$	150	$^\circ\text{C}$
$T_{stg}$	-40 to +150	$^\circ\text{C}$

#### Electrical characteristics

( $T_a=25^\circ\text{C}$ )

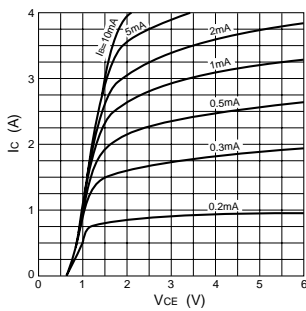
Symbol	Specification			Unit	Conditions
	min	typ	max		
$I_{CB0}$			10	$\mu\text{A}$	$V_{CB}=85\text{V}$
$I_{EB0}$			5	mA	$V_{EB}=6\text{V}$
$V_{CE0}$	85	100	115	V	$I_c=10\text{mA}$
$h_{FE}$	2000	5000	12000		$V_{CE}=4\text{V}$ , $I_c=1\text{A}$
$V_{CE(sat)}$			1.5	V	$I_c=1\text{A}$ , $I_B=2\text{mA}$
$V_{BE(sat)}$			2.2	V	
$V_{FEC}$			1.8	V	$I_{FEC}=1\text{A}$
$t_{on}$		0.6		$\mu\text{s}$	$V_{CC}\doteq 30\text{V}$ , $I_c=1\text{A}$ , $I_{B1}=-I_{B2}=2\text{mA}$
$t_{stg}$		3.0		$\mu\text{s}$	
$t_f$		1.0		$\mu\text{s}$	

#### Equivalent circuit diagram

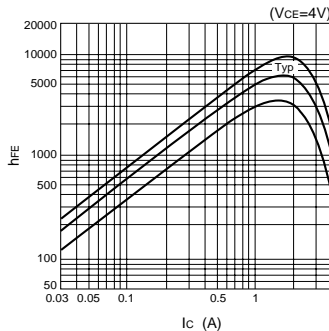


#### Characteristic curves

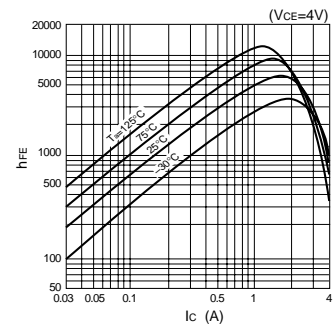
$I_c$ - $V_{CE}$  Characteristics (Typical)



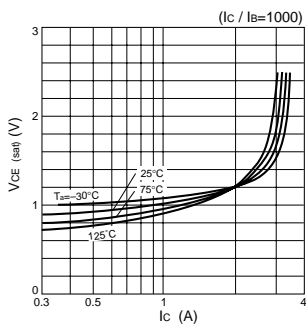
$h_{FE}$ - $I_c$  Characteristics (Typical)



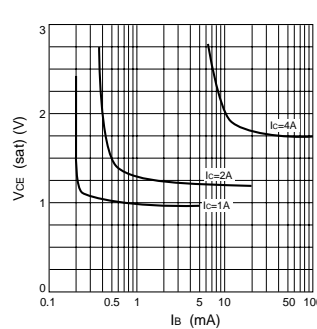
$h_{FE}$ - $I_c$  Temperature Characteristics (Typical)



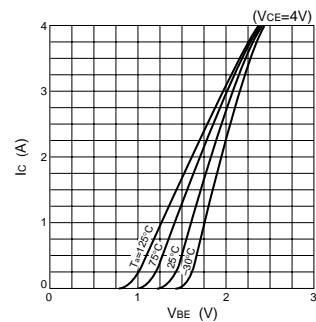
$V_{CE(sat)}$ - $I_c$  Temperature Characteristics (Typical)



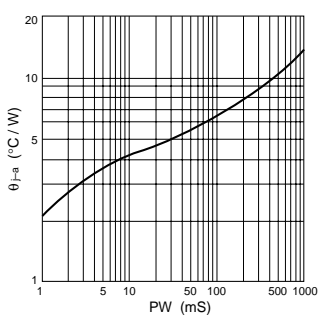
$V_{CE(sat)}$ - $I_B$  Characteristics (Typical)



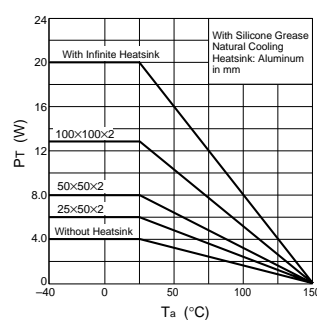
$I_c$ - $V_{BE}$  Temperature Characteristics (Typical)



$\theta_{j-a}$ -PW Characteristics



$P_T$ - $T_a$  Characteristics



Safe Operating Area (SOA)

