

DIODE MODULE

DD160F



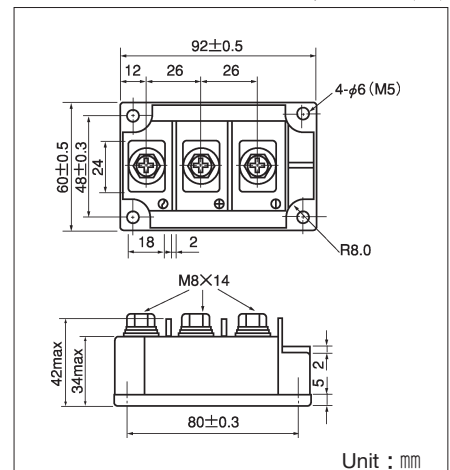
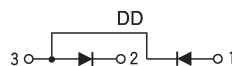
UL;E76102 (M)

Power Diode Module **DD160F** series are designed for various rectifier circuits. **DD160F** has two diode chips connected in series in a package and the mounting base is electrically isolated from elements for simple heatsink construction. Wide voltage rating up to, 1,600V is available for various input voltage.

- Isolated mounting base
- Two elements in a package for simple (single and three phase) bridge connections
- Highly reliable glass passivated chips
- High surge current capability

(Applications)

Various rectifiers, Battery chargers, DC motor drives



Unit : mm

Maximum Ratings

(T_j=25°C)

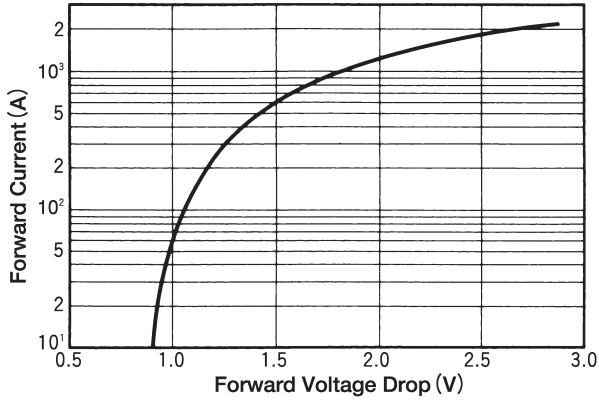
Symbol	Item	Ratings				Unit
		DD160F40	DD160F80	DD160F120	DD160F160	
V _{RRM}	Repetitive Peak Reverse Voltage	400	800	1200	1600	V
V _{RSM}	Non-Repetitive Peak Reverse Voltage	480	960	1300	1700	V

Symbol	Item	Conditions	Ratings	Unit	
I _{F(AV)}	Average Forward Current	Single phase, half wave, 180° conduction, T _c : 87°C	160	A	
I _{F(RMS)}	R.M.S. Forward Current	Single phase, half wave, 180° conduction, T _c : 87°C	250	A	
I _{FSM}	Surge Forward Current	1/2 cycle, 50/60Hz, peak value, non-repetitive	5000/5500	A	
I ² t	I ² t	Value for one cycle of surge current	125000	A ² S	
V _{ISO}	Isolation Breakdown Voltage (R.M.S)	A.C.1minute	2500	V	
T _j	Junction Temperature		-40~+125	°C	
T _{stg}	Storage Temperature		-40~+125	°C	
	Mounting Torque	Mounting (M5)	Recommended Value 1.5~2.5 (15~25)	2.7 (28)	N·m (kgf·cm)
		Terminal (M8)	Recommended Value 8.8~10 (90~105)	11 (115)	
	Mass		510	g	

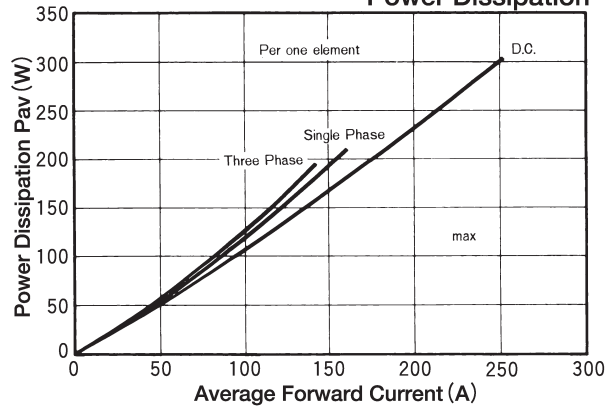
Electrical Characteristics

Symbol	Item	Conditions	Ratings	Unit
I _{RRM}	Repetitive Peak Reverse Current, max.	at V _{DRM} , single phase, half wave. T _j =125°C	50	mA
V _{FM}	Forward Voltage Drop, max.	Forward current 500A, T _j =25°C, Inst. measurement	1.42	V
R _{th(j-c)}	Thermal Impedance, max.	Junction to case	0.18	°C/W

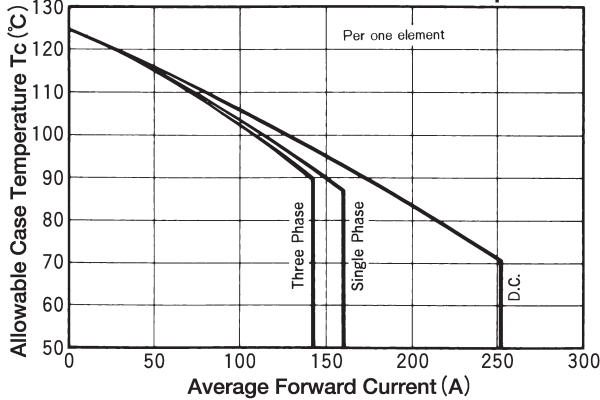
Maximum Forward Characteristics



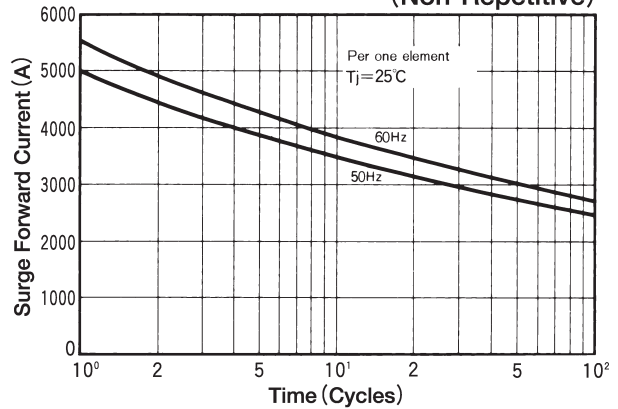
Average Forward Current vs. Power Dissipation



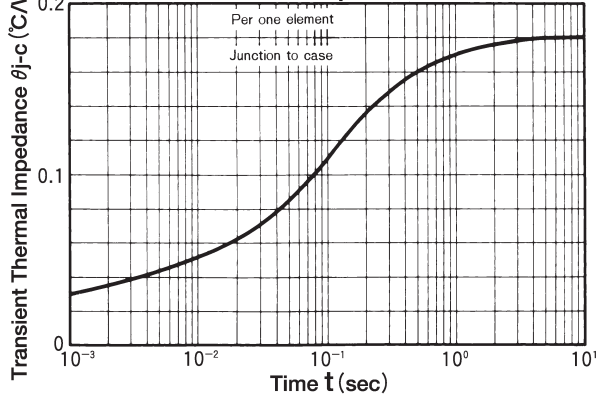
Average Forward Current vs. Allowable Case Temperature



Cycle Surge Forward Current Rating (Non-Repetitive)

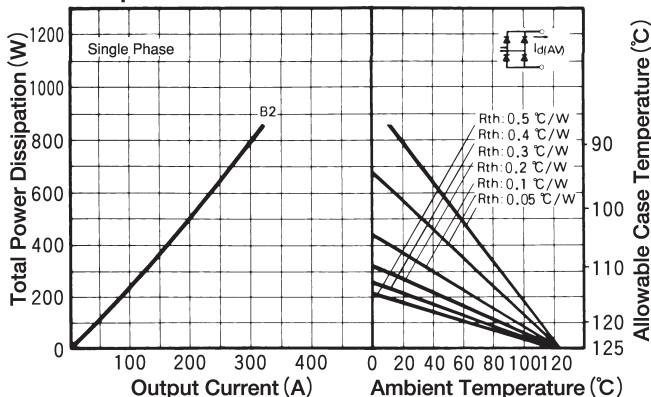


Transient Thermal Impedance



Output Current

B2; Two Pluse Bridge connection



Output Current

B6; Six pulse Bridge connection

