



L6327
L6332

6 / 4 CHANNEL VOLTAGE SENSE GMR PREAMPLIFIER

PRODUCT PREVIEW

- Power Supplies +5Vdc, -5Vdc
- Current bias or voltage bias (selectable) / Differential Voltage Sense architecture
- 6 or 4 channel versions
- 38-pin TSSOP package (for either 6 or 4 channels)
- Internal reference Resistor for read and write currents
- Read channel -3dB bandwidth > 400MHz (Rmr=50 ohm no interconnect)
- Input equivalent preamplifier voltage noise 0.5nV/rHz nominal
- Input equivalent MR bias current noise 10 pA/rHz nominal
- MR bias current programmable (5 bit DAC) 1.5-7.0mA nominal MR bias voltage programmable (5 bit DAC) 65-335mV nominal
- Programmable gain (100V/V, 150, 200 and 250V/V) and read bandwidth
- Write frequency up to 300 MHz (Lh=70nH, Rh=20 ohms, Ch=2pF, VEE=-5V)
- Rise/Fall time 0.6ns (Iw =40mA 0-pk, Lh=70nH, Rh=20 ohms, Ch=2pF, VEE=-5V)
- Write current programmable (5 bit DAC) 15-60mA
- PECL write data input
- Bi-directional 16-bit TTL Serial interface for head selection, read/write currents selection, chip parameters modification, chip enable, vendor code and fault status read back registers
- 2-pin mode selection (R/W, MRR)
- Bank write feature for servo write
- Digital buffered head voltage DBHV / Analog buffered head voltage ABHV pin (gain 5)
- Thermal asperity detection & correction with adjustable sensitivity level (6 bit DAC)
- Automatic successive approximation digital measurement of temperature and Rmr (7 bits)
- Read and write head open/short detection, low low supply detect and temperature monitoring (high temperature warning and Analog Temperature Diode Voltage measurement)
- Low write frequency detection.
- WRITE to READ fast recovery 150ns (same



head, including 100ns blanking period)

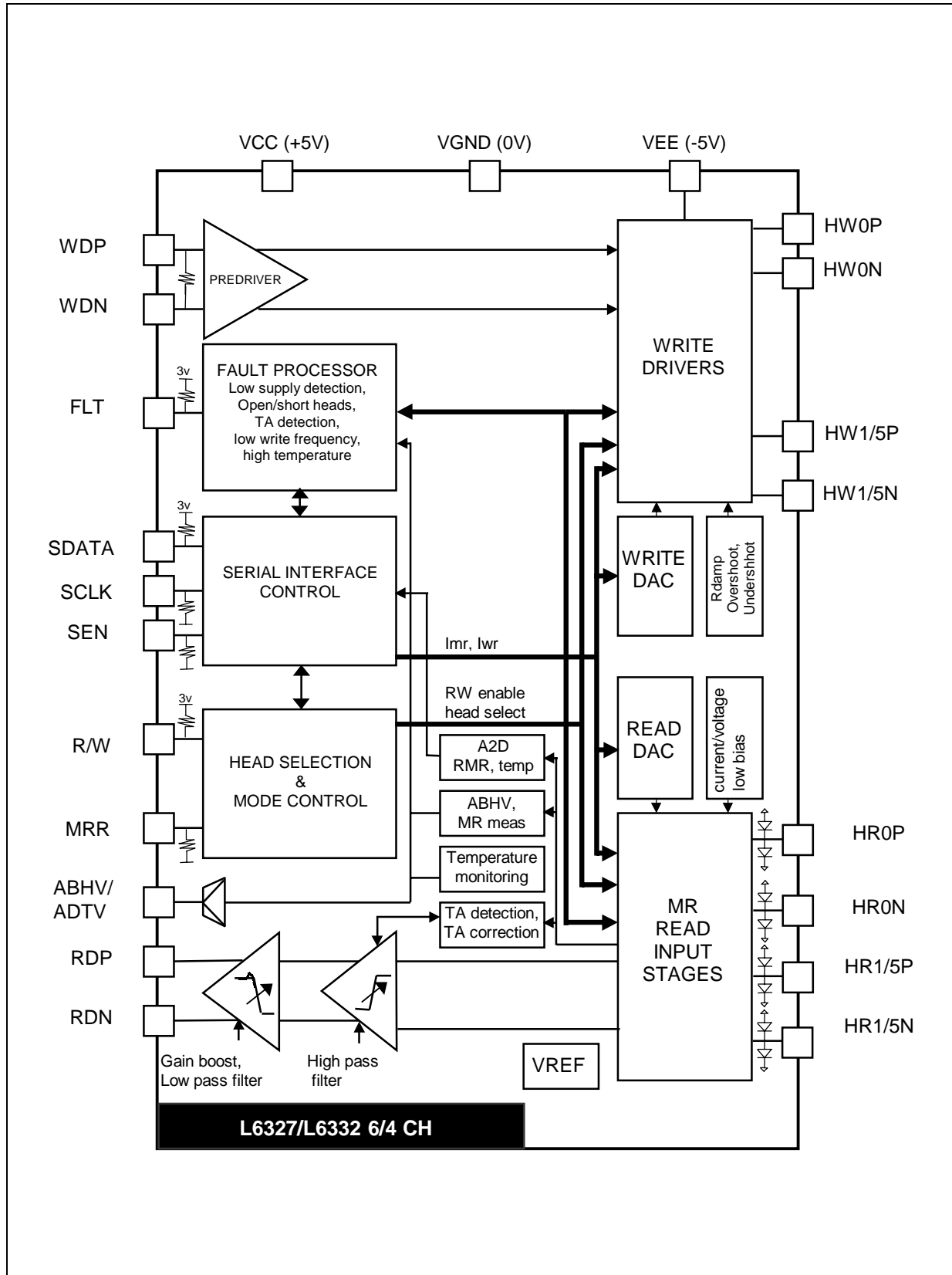
- Head-to-head switch in READ mode - 10 μ s (nom)
- Head and MR bias current switching transient current head protection
- READ-to-WRITE switching 50ns (same head)
- Programmable read bias during write and bank write operation
- ESD diode for GMR head protection

DESCRIPTION

L6327/L6332 is a BICMOS monolithic integrated circuit GMR differential preamplifier designed for use with four-terminal magneto-resistive GMR read/inductive write heads. It is available as either a six (L6327) or four (L6332) channel device. The devices consist of a voltage-sense, current-bias or voltage-bias (selectable), differential input and differential output, low-noise, high bandwidth read amplifier and include fast current switching write drivers which support data rates in excess of 550 Mb/s with 70nH write heads.


The GMR preamplifier provides programmable read current / voltage bias and write current (5 bit DAC for the read bias, 5 bit DAC for the write current), fault detection circuitry and servo writing features. Read amplifier gain, write current wave shape (overshoot, undershoot and damping) can be adjusted and a thermal asperity detection and correction circuit can be enabled and programmed with different thresholds (6 bit DAC) through a 16-bit bi-directional serial interface (SDEN, SDATA, SCLK). The device operates from a +5V supply and a -5V supply (nominal). No external components are required as a trimmed or untrimmed resistor for reference current setting is employed.

BLOCK DIAGRAM

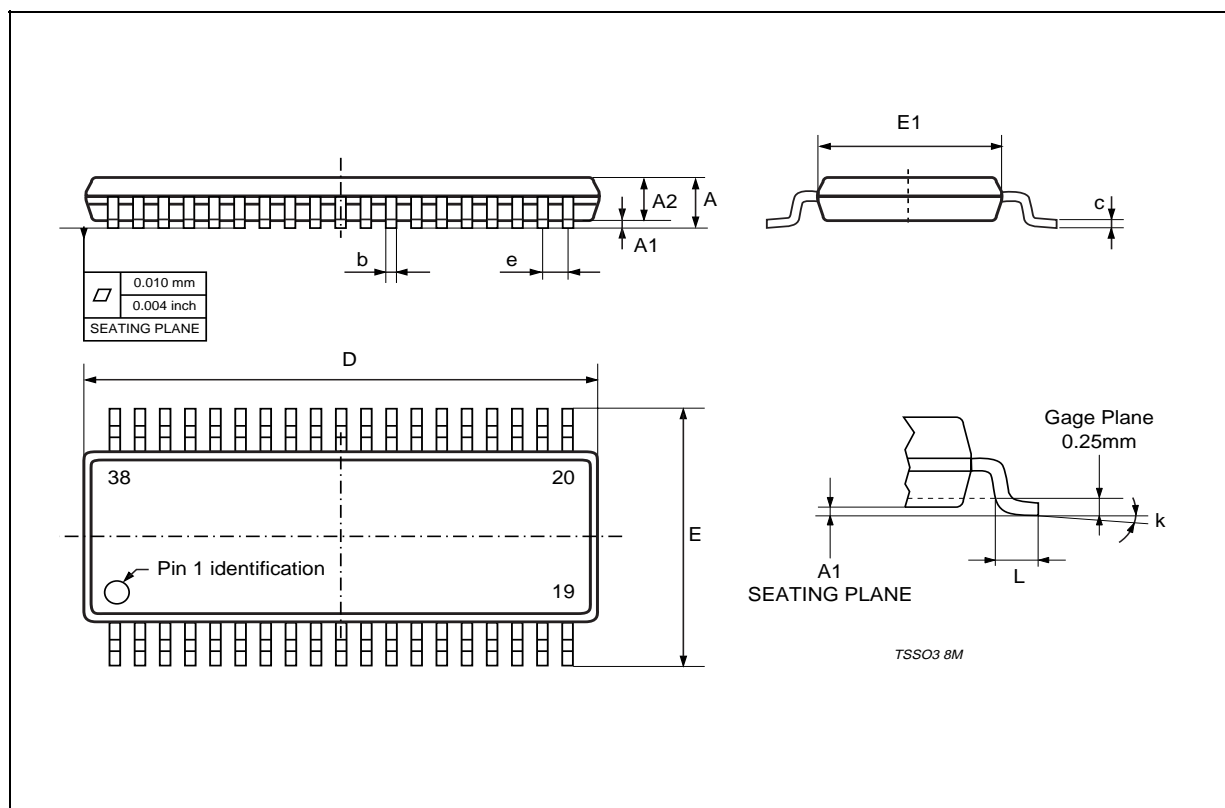


DIM.	mm			inch		
	MIN.	TYP.	MAX.	MIN.	TYP.	MAX.
A			1.10			0.043
A1	0.05		0.15	0.002		0.006
A2	0.85	0.90	0.95	0.033	0.035	0.037
b	0.17		0.27	0.007		0.011
c	0.09		0.20	0.0035		0.008
D	9.60	9.70	9.80	0.378	0.382	0.386
E		6.40			0.252	
e		0.50			0.020	
E1	4.30	4.40	4.50	0.169	0.173	0.177
L	0.50	0.60	0.70	0.020	0.024	0.028
k	0° (min.) 8° (max.)					

OUTLINE AND MECHANICAL DATA



TSSOP38
Thin Shrink Small Outline Package



Information furnished is believed to be accurate and reliable. However, STMicroelectronics assumes no responsibility for the consequences of use of such information nor for any infringement of patents or other rights of third parties which may result from its use. No license is granted by implication or otherwise under any patent or patent rights of STMicroelectronics. Specifications mentioned in this publication are subject to change without notice. This publication supersedes and replaces all information previously supplied. STMicroelectronics products are not authorized for use as critical components in life support devices or systems without express written approval of STMicroelectronics.

The ST logo is a registered trademark of STMicroelectronics
© 2001 STMicroelectronics - All Rights Reserved

STMicroelectronics GROUP OF COMPANIES
Australia - Brazil - China - Finland - France - Germany - Hong Kong - India - Italy - Japan - Malaysia - Malta - Morocco - Singapore - Spain
- Sweden - Switzerland - United Kingdom - U.S.A.
<http://www.st.com>