

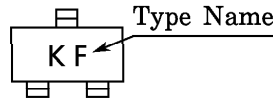
TOSHIBA FIELD EFFECT TRANSISTOR SILICON P CHANNEL MOS TYPE

2SJ168

HIGH SPEED SWITCHING APPLICATIONS
 ANALOG SWITCH APPLICATIONS
 INTERFACE APPLICATIONS

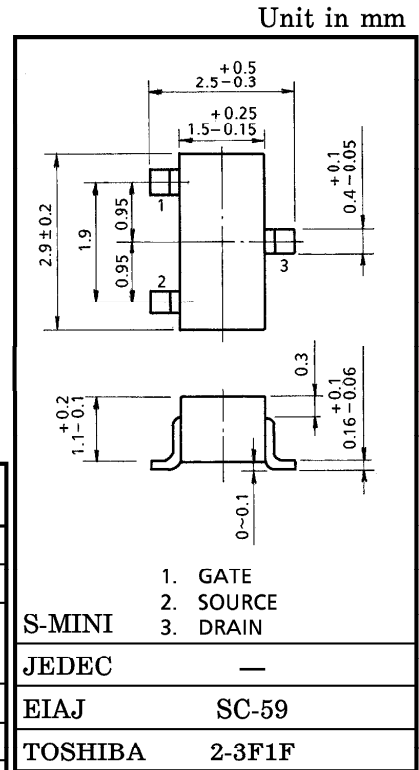
- Excellent Switching Time: $t_{on} = 14ns$ (Typ.)
- High Forward Transfer Admittance
 : $|Y_{fs}| = 100mS$ (Min.) @ $I_D = -50mA$
- Low On Resistance
 : $R_{DS(ON)} = 1.3\Omega$ (Typ.) @ $I_D = -50mA$
- Enhancement-Mode
- Complementary to 2SK1062

Marking



MAXIMUM RATINGS (Ta = 25°C)

CHARACTERISTIC	SYMBOL	RATING	UNIT
Drain-Source Voltage	V_{DSS}	-60	V
Gate-Source Voltage	V_{GSS}	± 20	V
Drain Current	DC	I_D	-200
	Pulse	I_{DP}	-800
Drain Power Dissipation (Ta = 25°C)	P_D	200	mW
Channel Temperature	T_{ch}	150	°C
Storage Temperature Range	T_{stg}	-55~150	°C



Weight : 0.012g

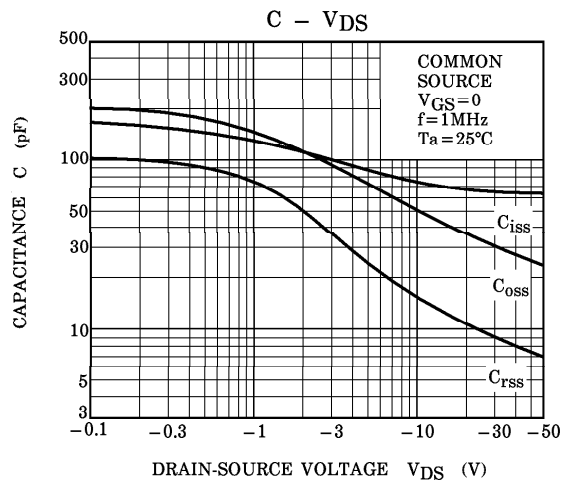
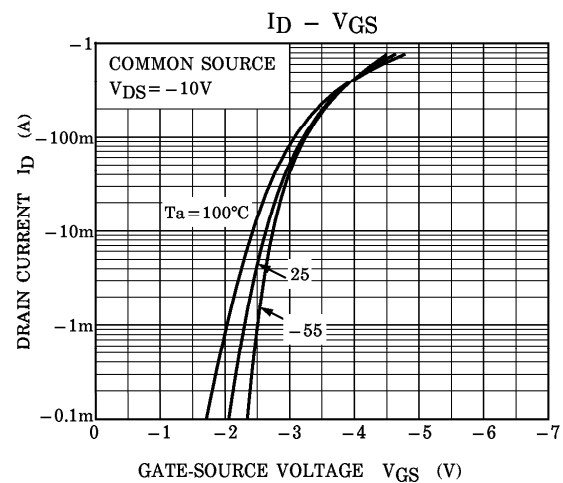
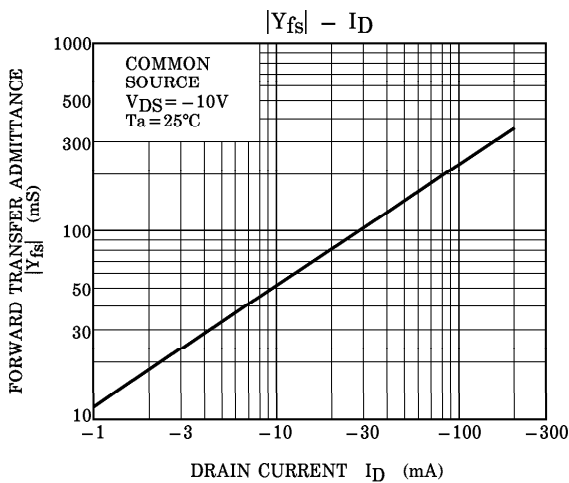
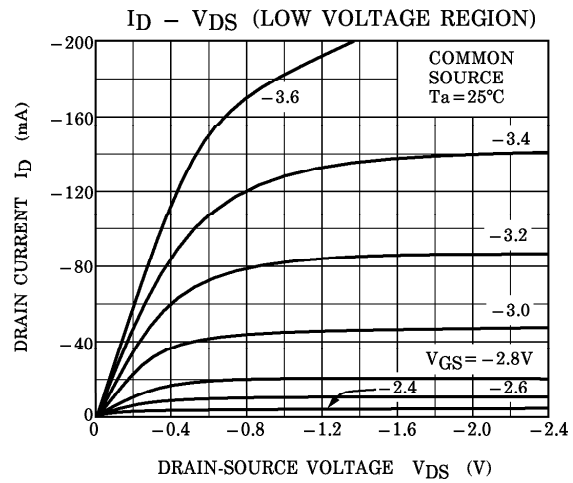
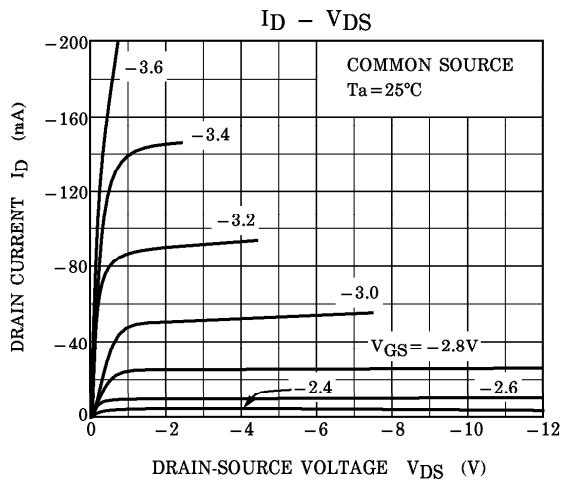
ELECTRICAL CHARACTERISTICS (Ta = 25°C)

CHARACTERISTIC	SYMBOL	TEST CONDITION	MIN.	TYP.	MAX.	UNIT	
Gate Leakage Current	I_{GSS}	$V_{GS} = \pm 10V, V_{DS} = 0$	—	—	± 100	nA	
Drain Cut-off Current	I_{DSS}	$V_{DS} = -60V, V_{GS} = 0$	—	—	-10	μA	
Drain-Source Breakdown Voltage	$V_{(BR)DSS}$	$I_D = -1mA, V_{GS} = 0$	-60	—	—	V	
Gate Threshold Voltage	V_{th}	$V_{DS} = -10V, I_D = -1mA$	-2	—	-3.5	V	
Forward Transfer Admittance	$ Y_{fs} $	$V_{DS} = -10V, I_D = -50mA$	100	—	—	mS	
Drain-Source ON Resistance	$R_{DS(ON)}$	$I_D = -50mA, V_{GS} = -10V$	—	1.3	2.0	Ω	
Drain-Source ON Voltage	$V_{DS(ON)}$	$I_D = -50mA, V_{GS} = -10V$	—	-65	-100	mV	
Input Capacitance	C_{iss}	$V_{DS} = -10V, V_{GS} = 0, f = 1MHz$	—	73	85	pF	
Reverse Transfer Capacitance	C_{rss}	$V_{DS} = -10V, V_{GS} = 0, f = 1MHz$	—	15	22	pF	
Output Capacitance	C_{oss}	$V_{DS} = -10V, V_{GS} = 0, f = 1MHz$	—	48	60	pF	
Switching Time	Rise Time	t_r			—	8	ns
	Turn-on Time	t_{on}			—	14	
	Fall Time	t_f			—	35	
	Turn-off Time	t_{off}			—	100	

This transistor is the electrostatic sensitive device. Please handle with caution.

961001EAA2

● TOSHIBA is continually working to improve the quality and the reliability of its products. Nevertheless, semiconductor devices in general can malfunction or fail due to their inherent electrical sensitivity and vulnerability to physical stress. It is the responsibility of the buyer, when utilizing TOSHIBA products, to observe standards of safety, and to avoid situations in which a malfunction or failure of a TOSHIBA product could cause loss of human life, bodily injury or damage to property. In developing your designs, please ensure that TOSHIBA products are used within specified operating ranges as set forth in the most recent products specifications. Also, please keep in mind the precautions and conditions set forth in the TOSHIBA Semiconductor Reliability Handbook.



961001EAA2'

● The information contained herein is presented only as a guide for the applications of our products. No responsibility is assumed by TOSHIBA CORPORATION for any infringements of intellectual property or other rights of the third parties which may result from its use. No license is granted by implication or otherwise under any intellectual property or other rights of TOSHIBA CORPORATION or others.
● The information contained herein is subject to change without notice.

