

AlGaAs/GaAs T-1 3/4 PACKAGE INFRARED EMITTING DIODE

MIE-546A2U

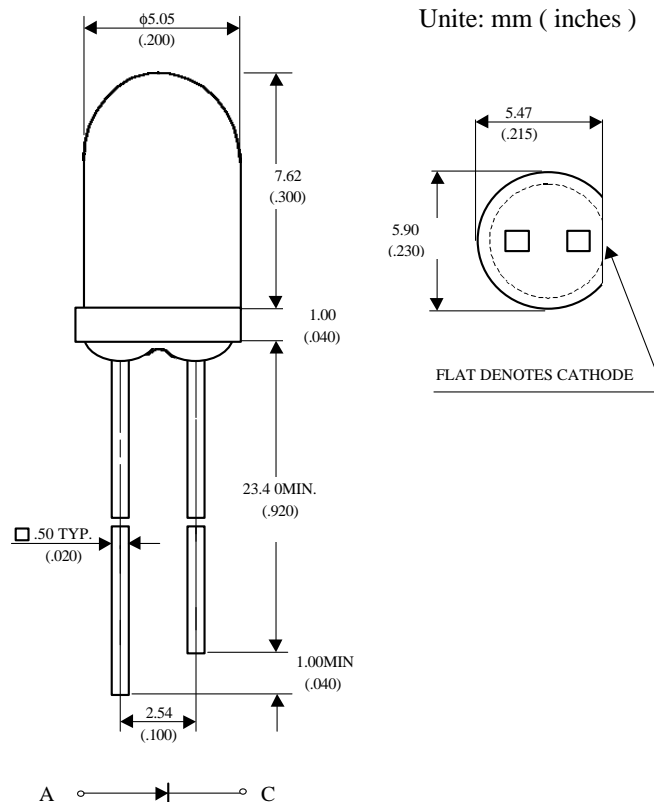
Description

The MIE-546A2U is infrared emitting diodes in GaAs technology with AlGaAs window coating molded in pastel pink transparent package.

Features

- High radiant power and high radiant intensity
- Standard T-1 3/4 (ϕ 5mm) package
- Peak wavelength $\lambda_p = 940$ nm
- Good spectral matching to si-photodetector
- Radiant angle : 45°

Package Dimensions



Notes :

1. Tolerance is ± 0.25 mm (.010") unless otherwise noted.
2. Protruded resin under flange is 1.5 mm (.059") max.
3. Lead spacing is measured where the leads emerge from the package

Absolute Maximum Ratings

@ $T_A = 25^\circ\text{C}$

Parameter	Maximum Rating	Unit
Power Dissipation	120	mW
Peak Forward Current(300pps,10 μ s pulse)	1	A
Continuos Forward Current	100	mA
Reverse Voltage	5	V
Operating Temperature Range	-55 $^\circ\text{C}$ to +100 $^\circ\text{C}$	
Storage Temperature Range	-55 $^\circ\text{C}$ to +100 $^\circ\text{C}$	
Lead Soldering Temperature	260 $^\circ\text{C}$ for 5 seconds	

UNI

Unity Opto Technology Co., Ltd.

11/17/2000

Optical-Electrical Characteristics

@ T_A=25°C

Parameter	Test Conditions	Symbol	Min.	Typ.	Max.	Unit
Radiant Intensity	I _F =20mA	I _e		1.5	-	mW/sr
Forward Voltage	I _F =50mA	V _F		1.3	1.5	V
	I _F =200mA			1.65	2.0	
Reverse Current	V _R = 5V	I _R			100	μA
Peak Wavelength	I _F =20mA	λ		940		nm
Spectral Bandwidth	I _F =20mA	Δλ		50		nm
View Angle	I _F =20mA	2θ _{1/2}	-	45	-	deg.

Typical Optical-Electrical Characteristic Curves

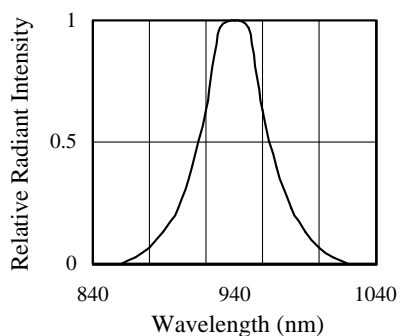


FIG.1 SPECTRAL DISTRIBUTION

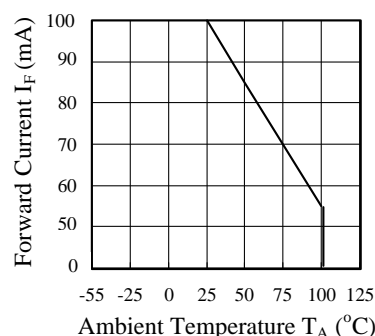


FIG.2 FORWARD CURRENT VS. AMBIENT TEMPERATURE

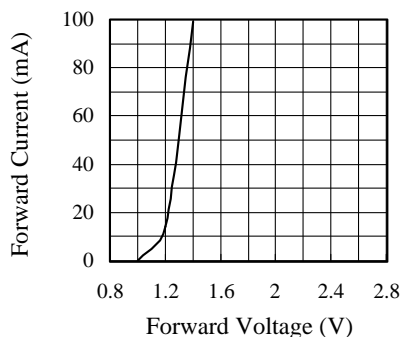


FIG.3 FORWARD CURRENT VS. FORWARD VOLTAGE

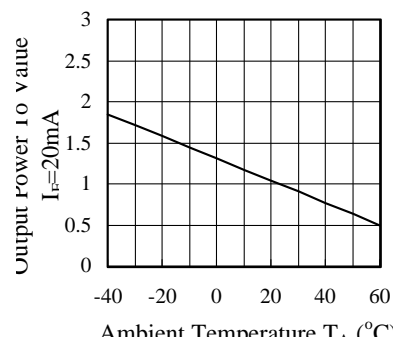


FIG.4 RELATIVE RADIANT INTENSITY VS. AMBIENT TEMPERATURE

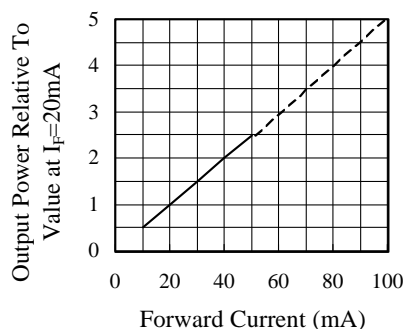


FIG.5 RELATIVE RADIANT INTENSITY VS. FORWARD CURRENT

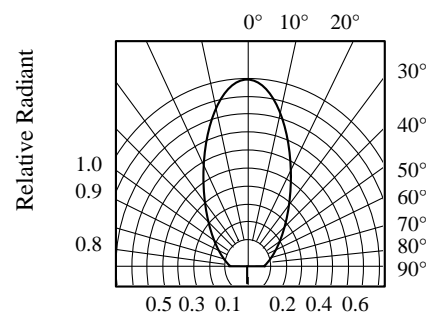


FIG.6 RADIATION DIAGRAM