

# T-1 3/4 ( $\phi$ 5mm) PACKAGE SOLID STATE LAMP

## MVL-584UW-S

### Description

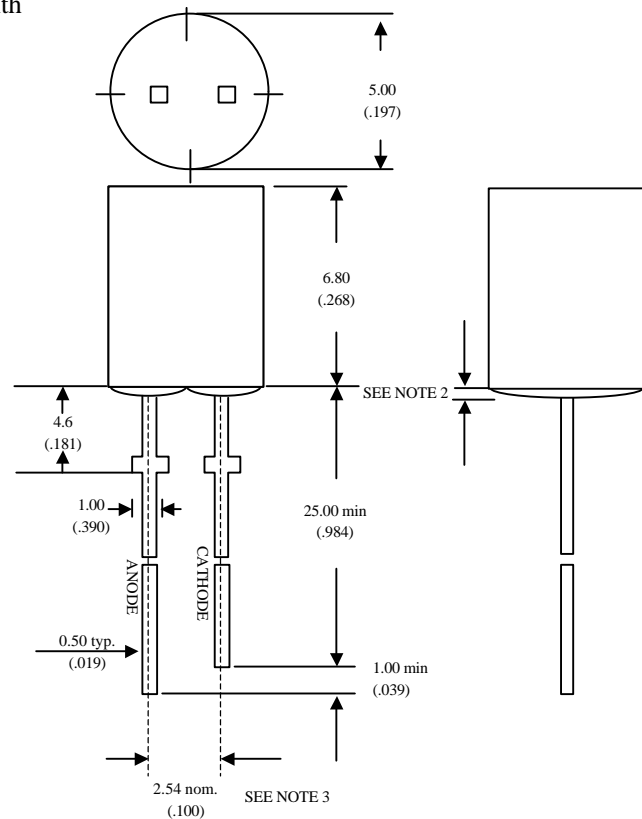
The MVL-584UW-S, a white source color device, is made with

InGaN ( on SiC substrate) LED die.

The package is T-1 3/4 ( $\phi$ 5mm) water clear plastic type.

### Package Dimensions

Unit: mm ( inches )



### Applications

- Full color displays & moving message signs
- Solid state incandescent replacement bulbs
- High ambient panel indicators
- Color printers & scanners
- Medical & Analytical instruments

### Features

- High performance
- Superior SiC substrate technology
- Excellent chip to chip consistency
- High reliability

Notes :

1. Tolerance is  $\pm 0.25$  mm (.010") unless otherwise noted.
2. Protruded resin under flange is 1.5 mm (.059") max.
3. Lead spacing is measured where the leads emerge from the package.

@  $T_A=25^\circ\text{C}$

Parameter	Symbol	Maximum Rating	Unit
Peak Forward Current (1/10 Duty Cycle@1KHz )	$I_{pf}$	100	mA
Continuous Forward Current	$I_{af}$	30	mA
Reverse Voltage	$V_R$	5	V
Operating Temperature Range	$T_{opr}$	-20°C to +80°C	
Storage Temperature Range	$T_{stg}$	-30°C to +100°C	
Electrostatic Discharge Threshold (HBM)	$E_{ot}$	1000	V

**UNI**

Unity Opto Technology Co., Ltd.

07/02/2001

## Optical-Electrical Characteristics

@ T<sub>A</sub>=25°C

Parameter	Test Conditions	Symbol	Min .	Typ .	Max .	Unit .
Luminous Intensity	I <sub>F</sub> =20mA	I <sub>V</sub>	100	200	-	mcd
Forward Voltage	I <sub>F</sub> =20mA	V <sub>F</sub>	-	3.7	4.2	V
Reverse Current	V <sub>R</sub> =5V	I <sub>R</sub>	-	-	10	μA
Viewing Angle	I <sub>F</sub> =20mA	2θ <sub>1/2</sub>	-	100	-	deg.
C.I.E. 1931	I <sub>F</sub> =20mA	x	-	0.30	-	-
Chromaticity Coordinates		y	-	0.30	-	-

## Typical Optical-Electrical Characteristic Curves

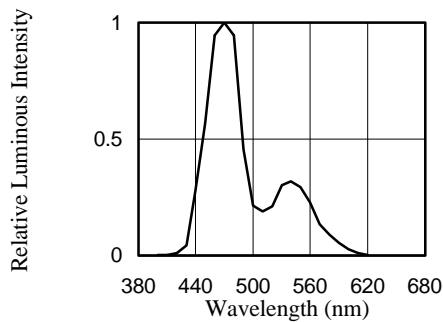


FIG.1 RELATIVE LUMINOUS INTENSITY VS. WAVELENGTH

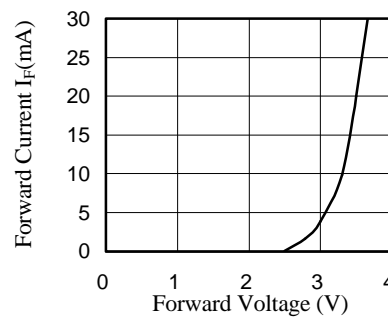


FIG.2 FORWARD CURRENT VS. FORWARD VOLTAGE

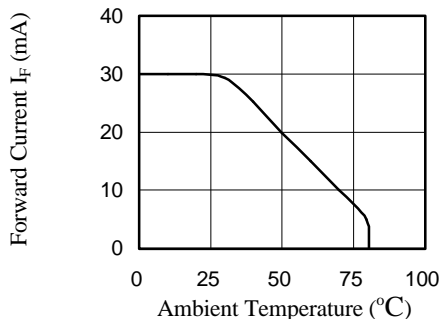


FIG.3 FORWARD CURRENT VS. AMBIENT TEMPERATURE

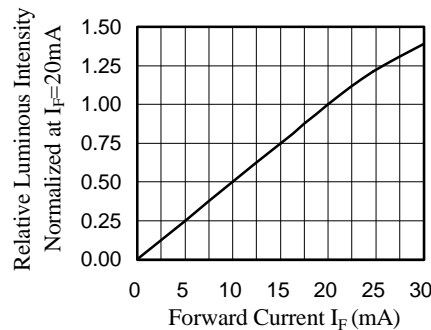


FIG.4 RELATIVE LUMINOUS INTENSITY VS. FORWARD CURRENT

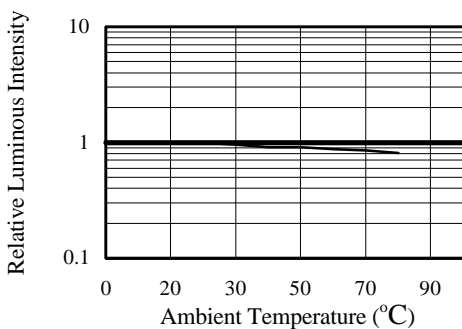


FIG.5 RELATIVE LUMINOUS INTENSITY VS. AMBIENT TEMPERATURE

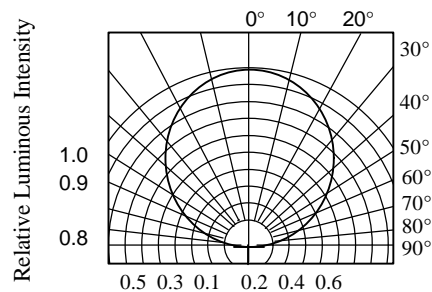


FIG.6 RADIATION DIAGRAM