

# SIDE LOOK PACKAGE SOLID STATE LAMP

## MSL-824TG

### Description

The MSL-824TG is designed based on an industry standard package for ease of handling and use.  
The package is water clear epoxy within white plastic.

### Package Dimensions

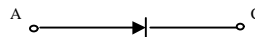
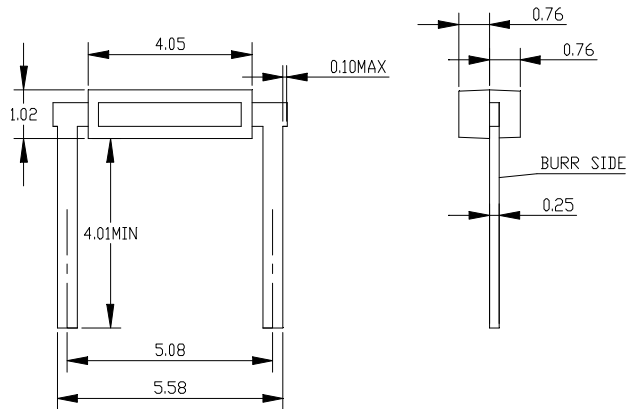
Units : mm

### Applications

- LCD backlighting
- Symbol backlighting
- Front panel indicator

### Features

- High performance
- Excellent chip to chip consistency
- High reliability



Notes :

1. All dimensions are in millimeters.
2. Tolerance is  $\pm 0.1$  mm unless otherwise noted.

### Absolute Maximum Ratings

@  $T_A = 25^\circ\text{C}$

Parameter	Symbol	Maximum Rating	Unit
Power Dissipation	$P_{ad}$	100	mW
Continuous Forward Current	$I_{af}$	25	mA
Reverse Current ( $V_R = 5V$ )	$I_R$	10	$\mu\text{A}$
Operating Temperature Range	$T_{opr}$	-40°C to +85°C	
Storage Temperature Range	$T_{stg}$	-40°C to +85°C	
Lead Soldering Temperature 260°C for 5 second (2.0mm From Body)			

## Optical-Electrical Characteristics

'@ T<sub>A</sub>=25°C

PART NO	Color		Dominant Wave Length $\lambda_D(\text{nm})$	Spectral Halfwidth $\Delta\lambda(\text{nm})$	Forward Voltage @ I <sub>F</sub> =20mA (V)		Luminous Intensity @ I <sub>F</sub> =20mA (mcd)		Viewing Angle $2\theta_{1/2}$ (deg)
	Emitted	Lens			TYP	MAX	MIN	TYP	
MSL-824TG	True Green	Water Clear	525	36	3.6	4.1	200	325	110

## Typical Optical-Electrical Characteristic Curves

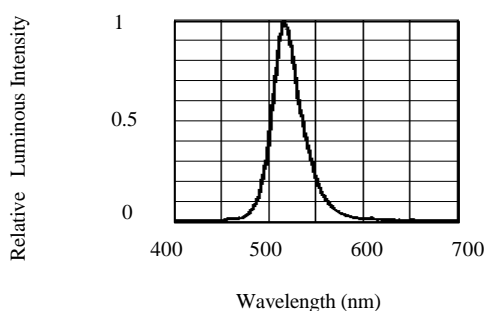


FIG.1 RELATIVE LUMINOUS INTENSITY VS. WAVELENGTH

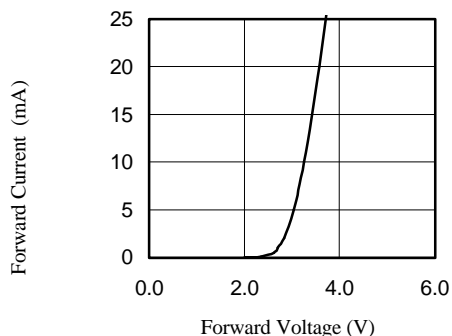


FIG.2 FORWARD CURRENT VS. FORWARD VOLTAGE

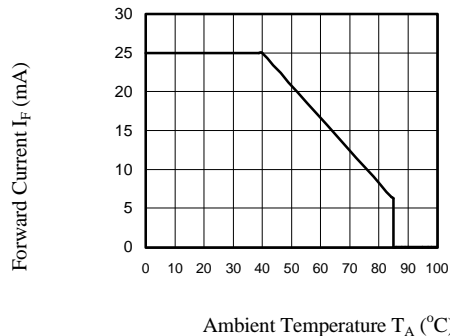


FIG.3 FORWARD CURRENT VS. AMBIENT TEMPERATURE

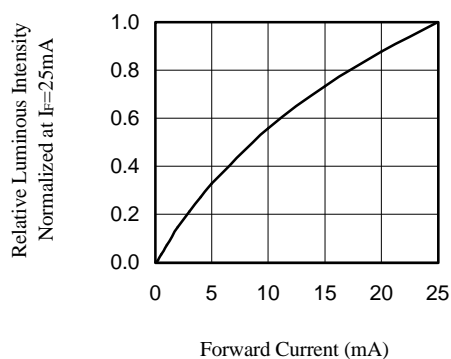


FIG.4 RELATIVE LUMINOUS INTENSITY VS. FORWARD CURRENT

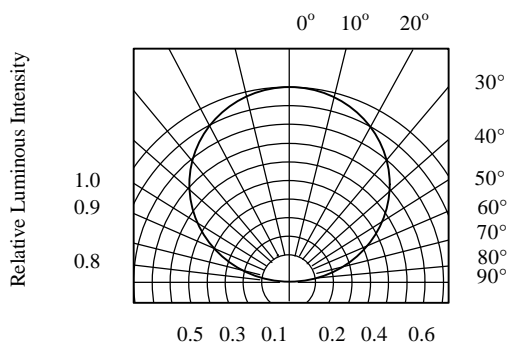


FIG.5 RADIATION PATTERN DIAGRAM