

Thyristors

T320



Technical Data

Typical applications : D.C. Motor control, Controlled rectifiers, A.C. Controllers

Type No.	V_{RRM} (Volts)	V_{RSM} (Volts)
T320/04	400	500
T320/06	600	700
T320/08	800	900
T320/12	1200	1300
T320/14	1400	1500
T320/16	1600	1700
T320/18	1800	1900

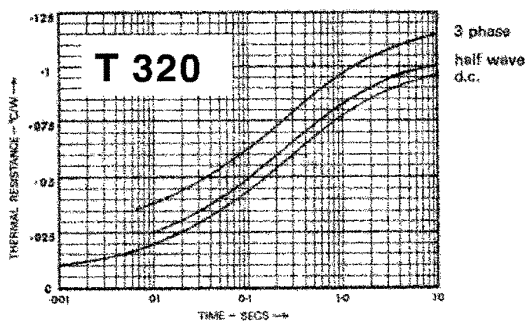
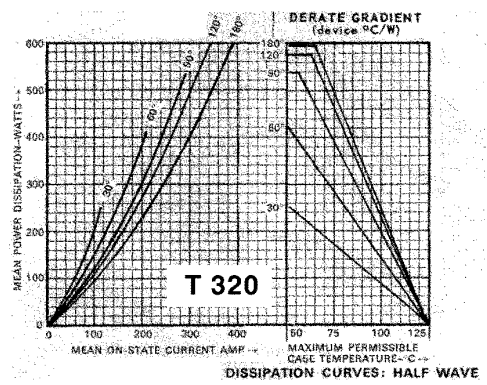
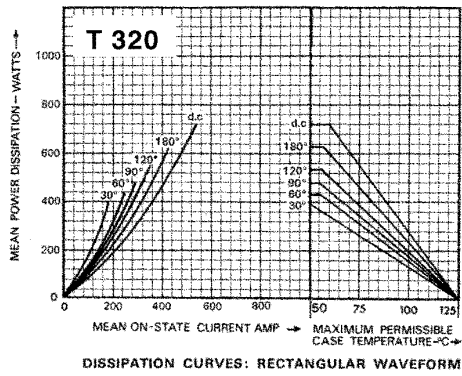
Features

- Hermetic glass to metal seal
- Voltage grade upto 1800V
- Weight 450 gm (Approx)

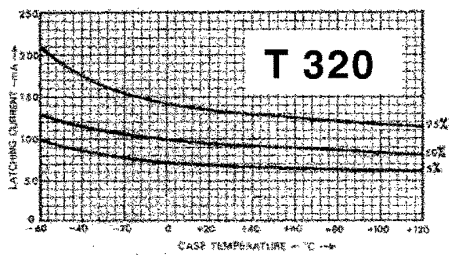
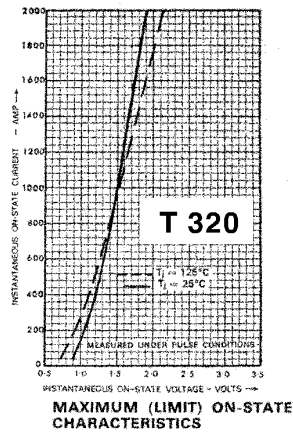
Symbol	Conditions	Values
$I_{T(AV)}$	Half wave resistive load; $T_{case} = 82^\circ C$	320 A
I_{TSM}	$T_{vj} = 125^\circ C$; 10 ms half sine, $V_R = 50\% V_{RRM}$	7500 A
I^2t	$T_{vj} = 125^\circ C$; 10 ms half sine	281000 A ² s
	$T_{vj} = 125^\circ C$; 3 ms half sine	200000 A ² s
I_{GT}	$T_{vj} = 25^\circ C$; $V_{DRM} = 5V$	150 mA
V_{GT}	$T_{vj} = 25^\circ C$; $V_{DRM} = 5V$	3.5 V
dv/dt	$T_{vj} = 125^\circ C$; Voltage = 67 % V_{DRM}	*200 V/ μ s
$[di/dt]_{CR}$	Repetitive 50 Hz	100 A/ μ s
V_T	$T_{vj} = 25^\circ C$; $I_T = 1000A$	1.50 V max
I_{RRM}/I_{DRM}	$T_{vj} = 125^\circ C$	50 mA
I_H	Typ. value.	78 mA
I_L	Typ. value.	88 mA
$R_{th(j-h)}$	dc	0.095 $^\circ C/W$
	Half wave	0.100 $^\circ C/W$
	3-Phase	0.114 $^\circ C/W$
T_{vj}		+ 125 $^\circ C$
T_{stg}		-40.....+ 125 $^\circ C$
Mounting torque		60Nm / 15 Nm per Bolt
Case outline		Std. Z / Alt. W

* Higher dv/dt selection available on request

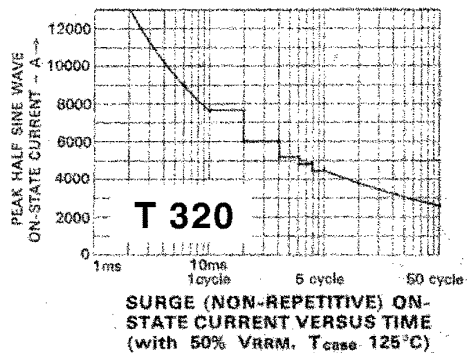
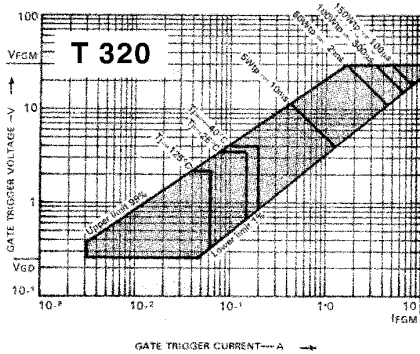
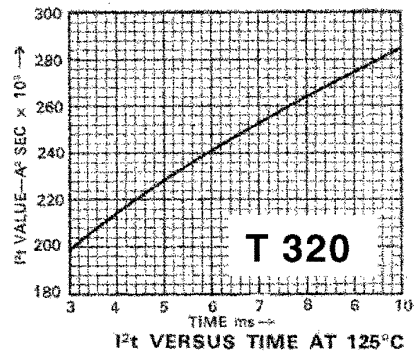




MAXIMUM (LIMIT) TRANSIENT THERMAL RESISTANCE



LATCHING CURRENT VERSUS CASE TEMPERATURE



PACAKAGE DEATILS

DO NOT SCALE

All Dimensions in mm

