

Thyristors

T70

Technical Data

Typical applications : D.C. Motor control, Controlled rectifiers, A.C. Controllers

Type No.	V _{RRM} (Volts)	V _{RSM} (Volts)
T70/04	400	500
T70/06	600	700
T70/08	800	900
T70/10	1000	1100
T70/12	1200	1300
T70/14	1400	1500
T70/16	1600	1700

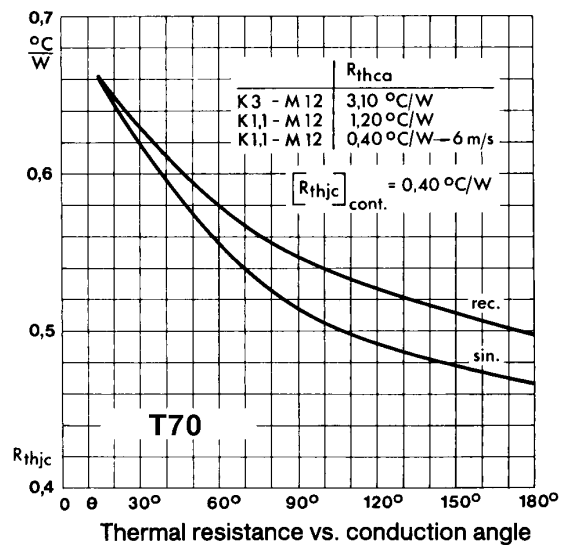
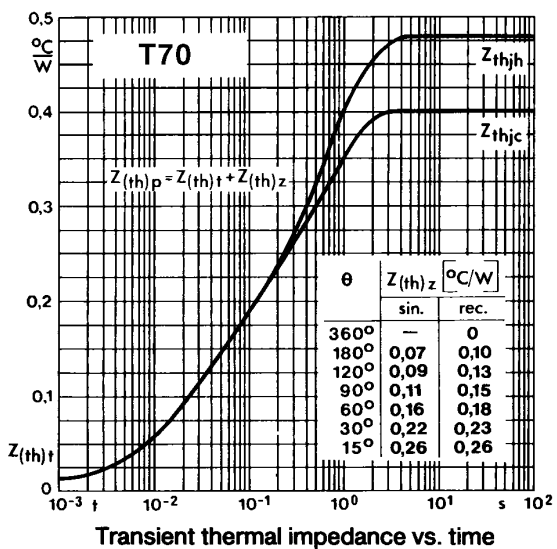
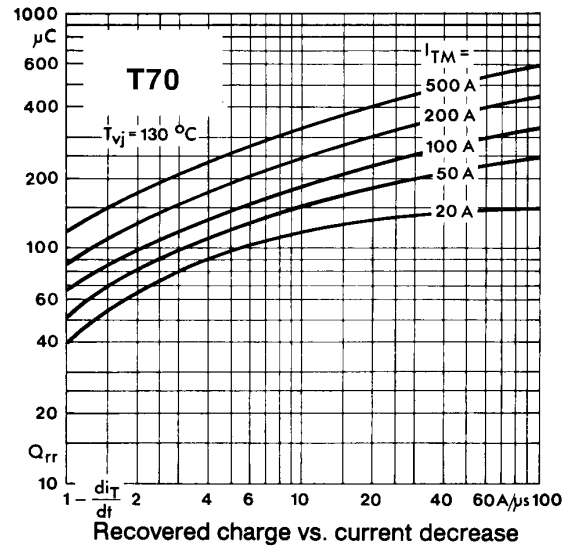
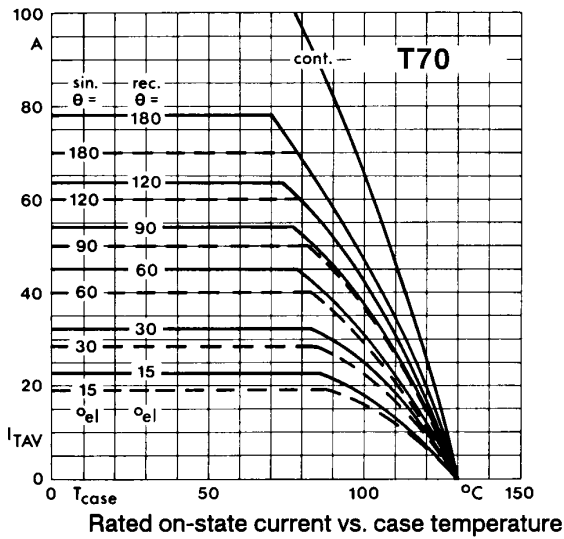
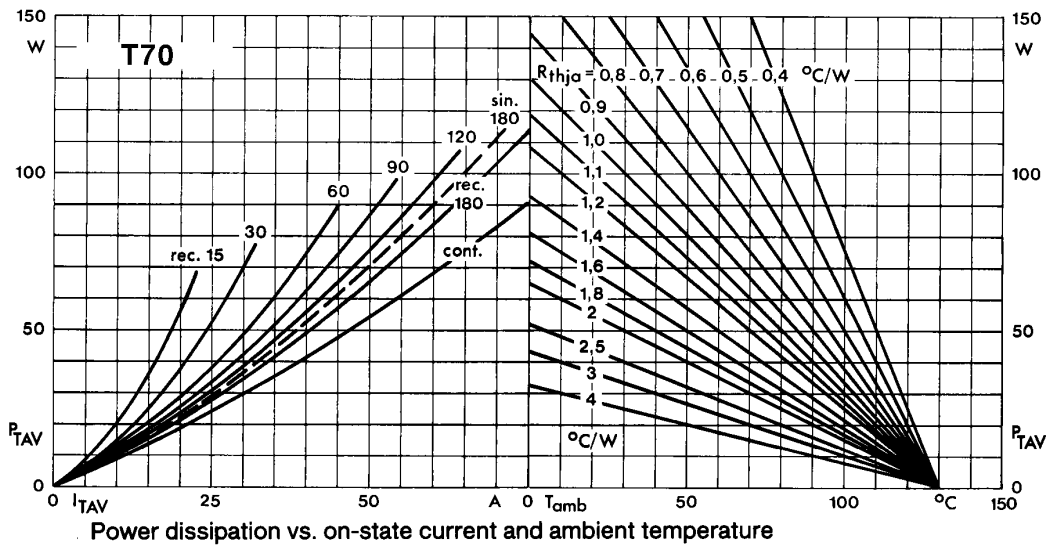
Features

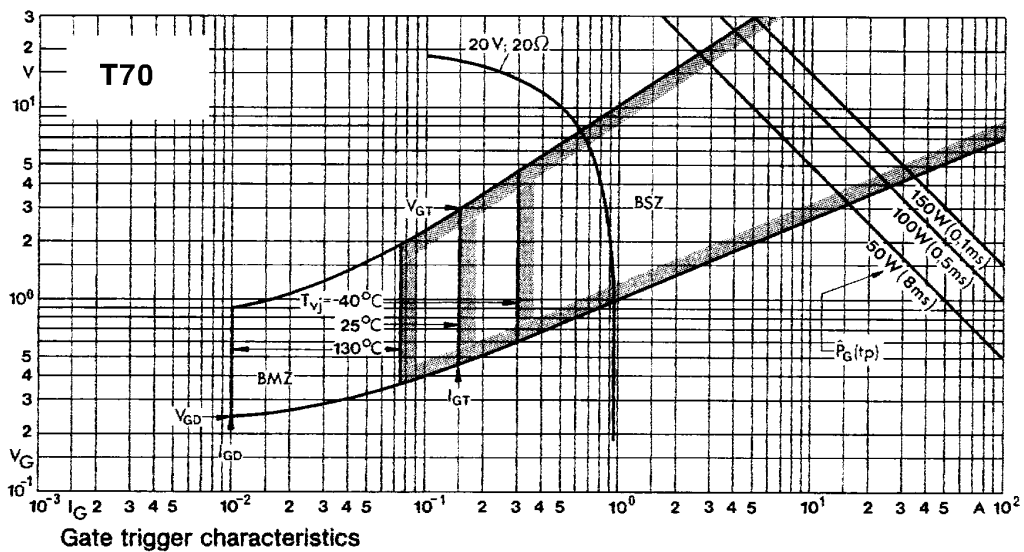
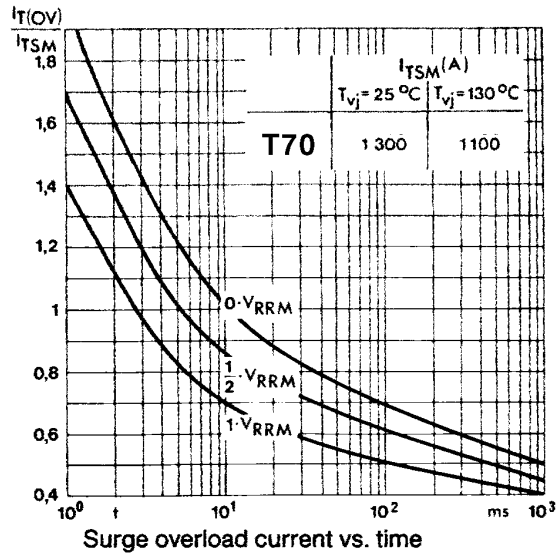
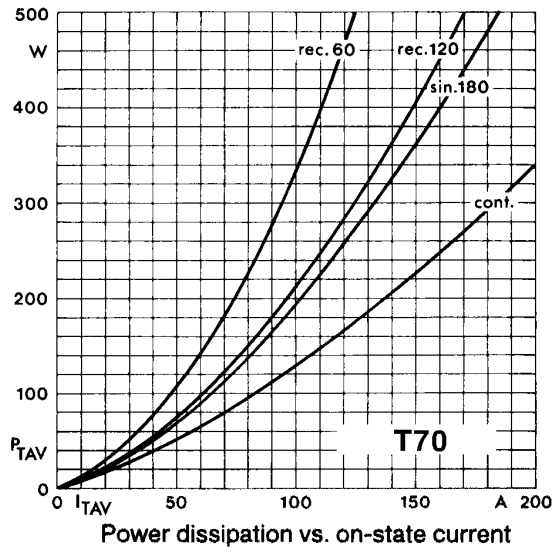
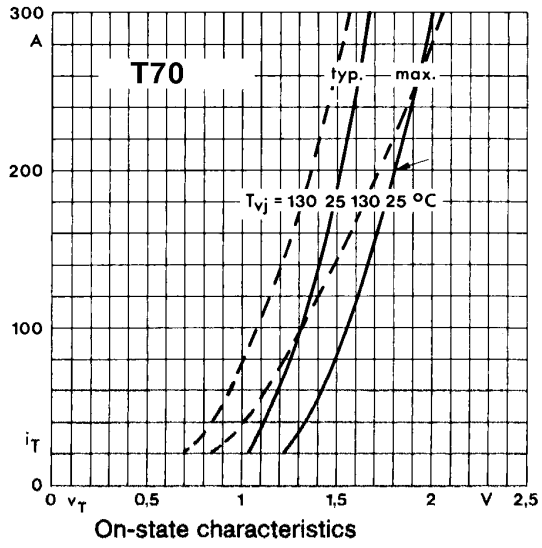
- Hermetic glass to metal seal
- Voltage grade upto 1600V
- Weight 80 gm (Approx)

Symbol	Conditions	Values
I _{T(AV)}	Sin 180 ; T _{case} = 85 °C	70 A
I _{TSM}	T _{vj} = 25 °C T _{vj} = 130 °C	1300 A 1100 A
I ² t	T _{vj} = 25 °C T _{vj} = 130 °C	8500 A ² s 6000 A ² s
I _{GT} V _{GT} dv/dt [di/dt] _{CR}	T _{vj} = 25 °C; V _{DRM} = 5V T _{vj} = 25 °C; V _{DRM} = 5V T _{vj} = 125 °C ; Voltage = 67 % V _{DRM}	150 mA 3V *200 V/μs 50 A/μs
V _T V ₀ R ₀ I _{RRM} /I _{DRM}	T _{vj} = 25 °C ; I _T = 200A T _{vj} = 130 °C T _{vj} = 130 °C T _{vj} = 130 °C	1.80 V max 0.90 V 4 m 25 mA
I _H I _L		Typ 150 mA; max. 250 mA Typ 300 mA; max. 600 mA
R _{th(j-c)} R _{th(c-h)} T _{vj} T _{stg}	Cont. Sin 180 / rec. 120	0.40 °C/W 0.47 / 0.53 °C/W 0.08 °C/W + 130 °C -40.....+ 150 °C
Mounting torque		10 Nm
Case outline		Q

* Higher dv/dt selection available on request







PACAKAGE DEATILS

DO NOT SCALE

All Dimensions in mm

