

Rectifier Diode

D100



Technical Data

Typical applications :All purpose mean power rectifier diodes, Non-controllable rectifiers . Free-wheeling diodes.

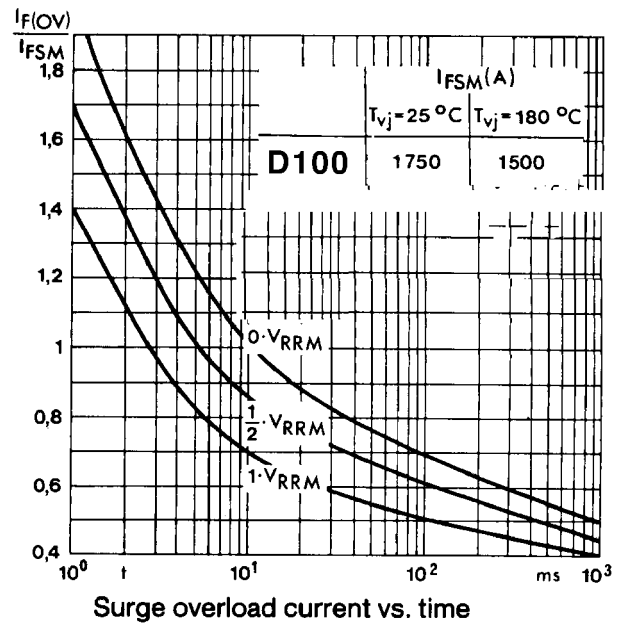
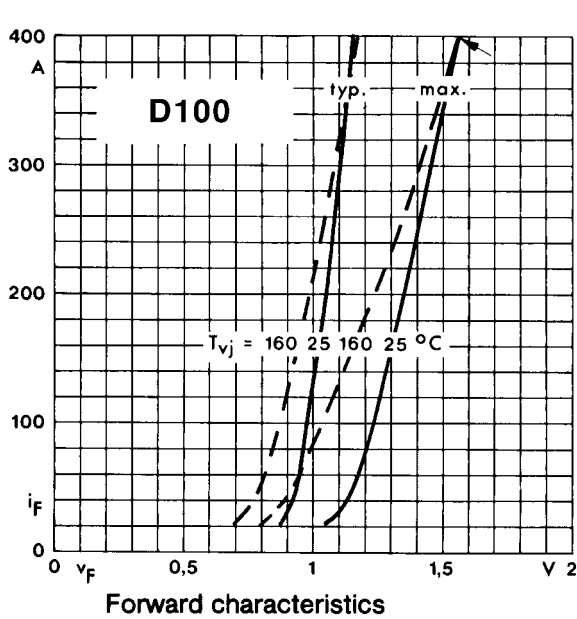
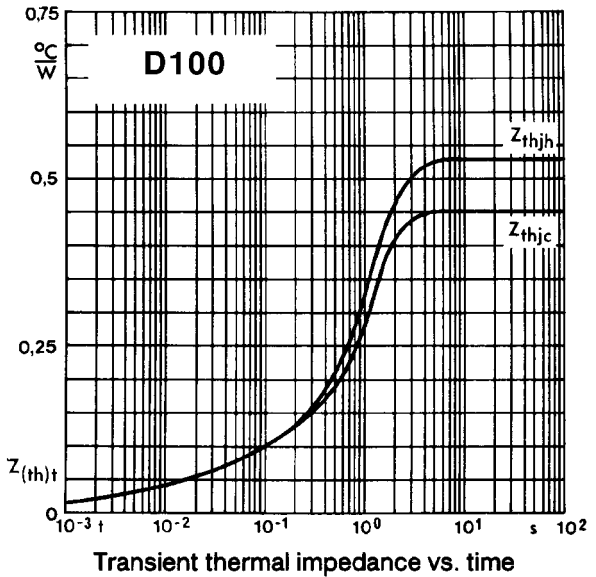
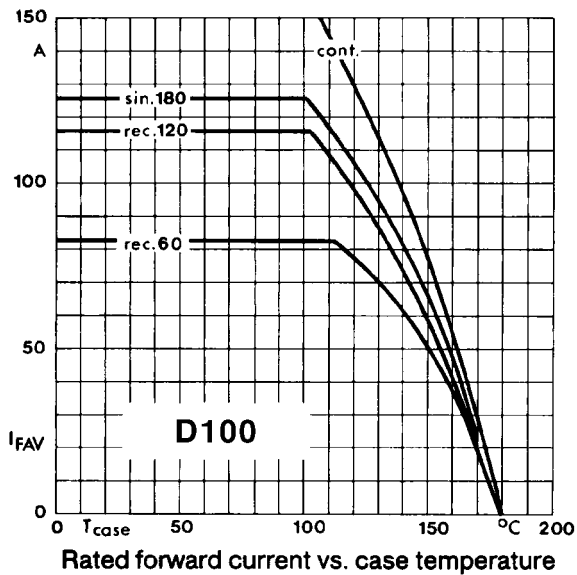
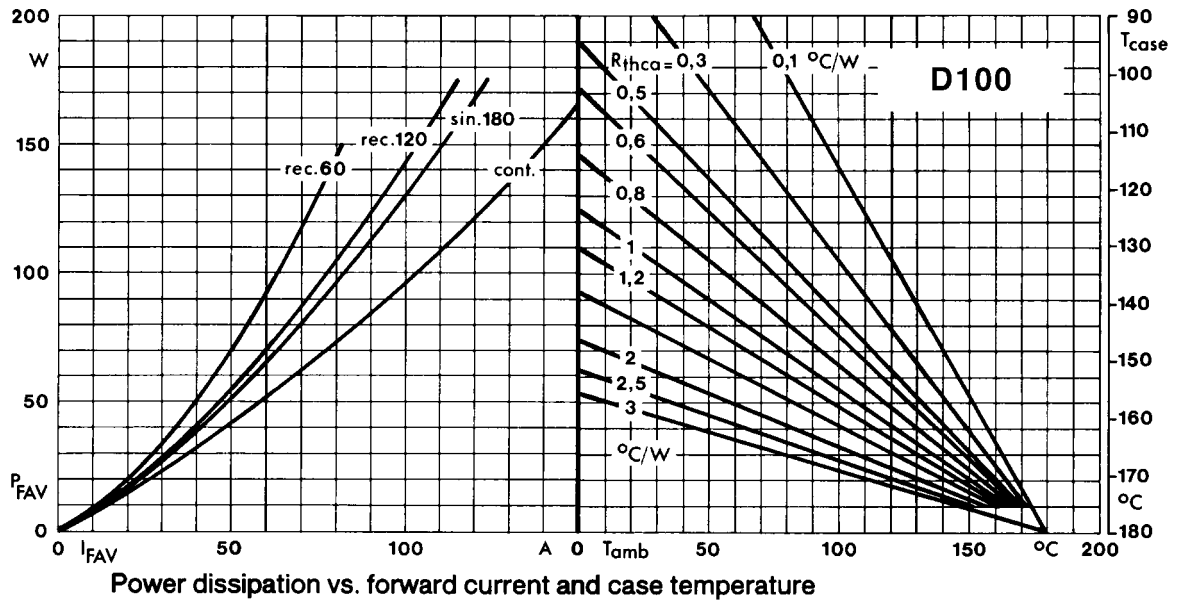
Type No.	V_{RRM} (Volts)	V_{RSM} (Volts)
D100/04	400	500
D100/06	600	700
D100/08	800	900
D100/12	1200	1300
D100/16	1600	1600

Features

- Reverse voltage upto 1600V.
- Hermetic glass to metal seal
- C : Cathode to stud
- A : Anode to stud

Symbol	Conditions	Values
$I_{F(AV)}$	Sin 180 ; Tcase = 125 °C	100 A
I_{FSM}	Tvj = 25 °C ; 10 ms	1750 A
	Tvj = 180 °C ; 10 ms	1500 A
I^2t	Tvj = 25 °C ; 8.3 - 10 ms	15000 A ² s
	Tvj = 180 °C ; 8.3 - 10 ms	11500 A ² s
I_{RRM}	Tvj = 25 °C	1 mA
	Tvj = 180 °C	15 mA max
V_F	Tvj = 25 °C ; $I_F = 400$ A	1.55 V max
V_0	Tvj = 180 °C	0.85 V
R_0	Tvj = 180 °C	1.8 m
$R_{th(j-c)}$		0.45 °C/W
$R_{th(c-h)}$		0.08 °C/W
T_{vj}		180 °C
T_{stg}		-40.....+ 180 °C
Mounting torque	SI units	10 Nm
Weight	Approx	100 g
Case outline		M / W





PACAKAGE DEATILS

DO NOT SCALE

All Dimensions in mm

