

# Rectifier Diode

## D320



### Technical Data

Typical applications :All purpose high power rectifier diodes, Non-controllable rectifiers . Free wheeling diodes.

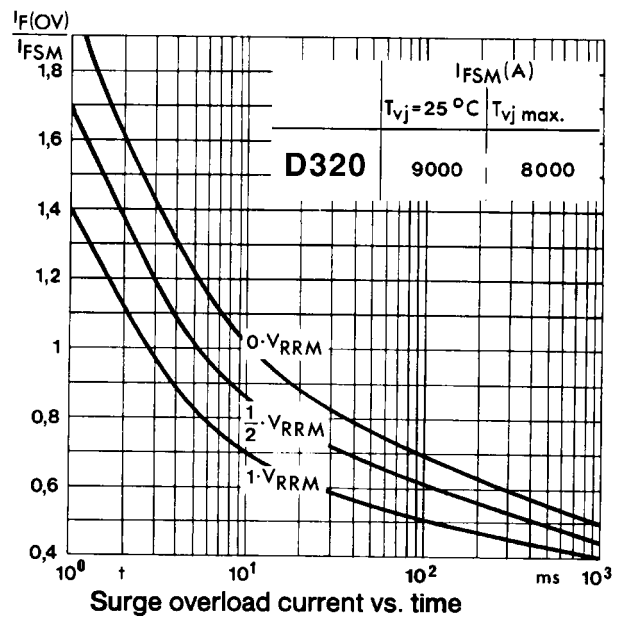
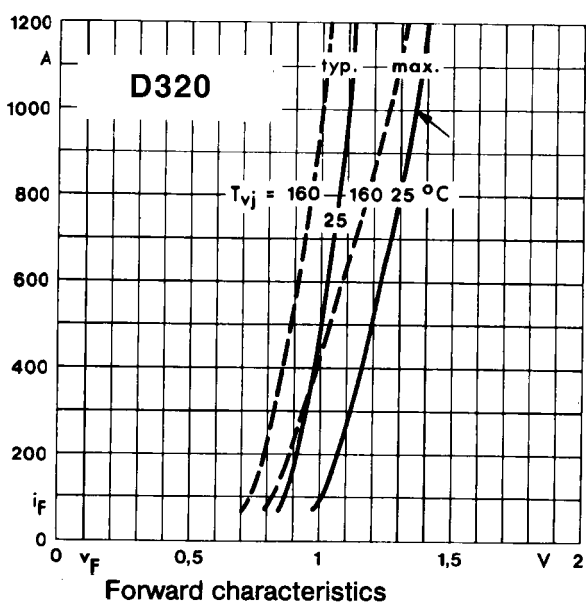
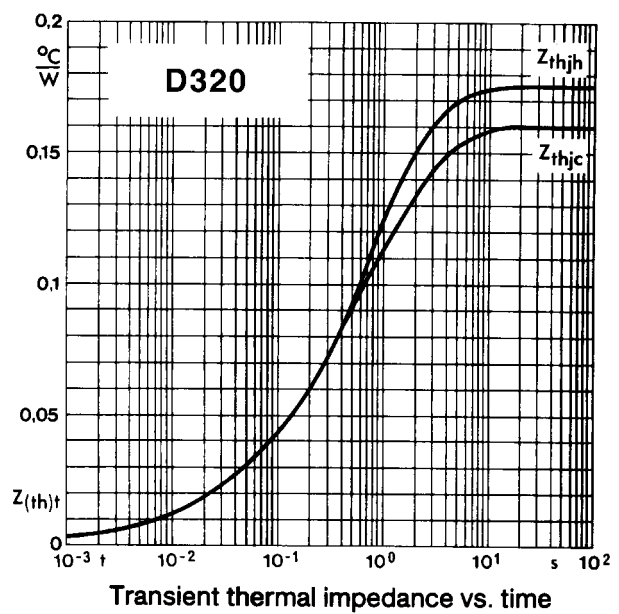
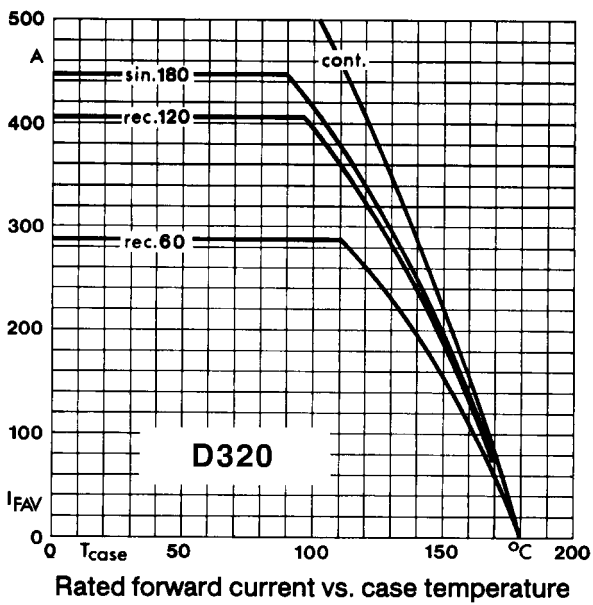
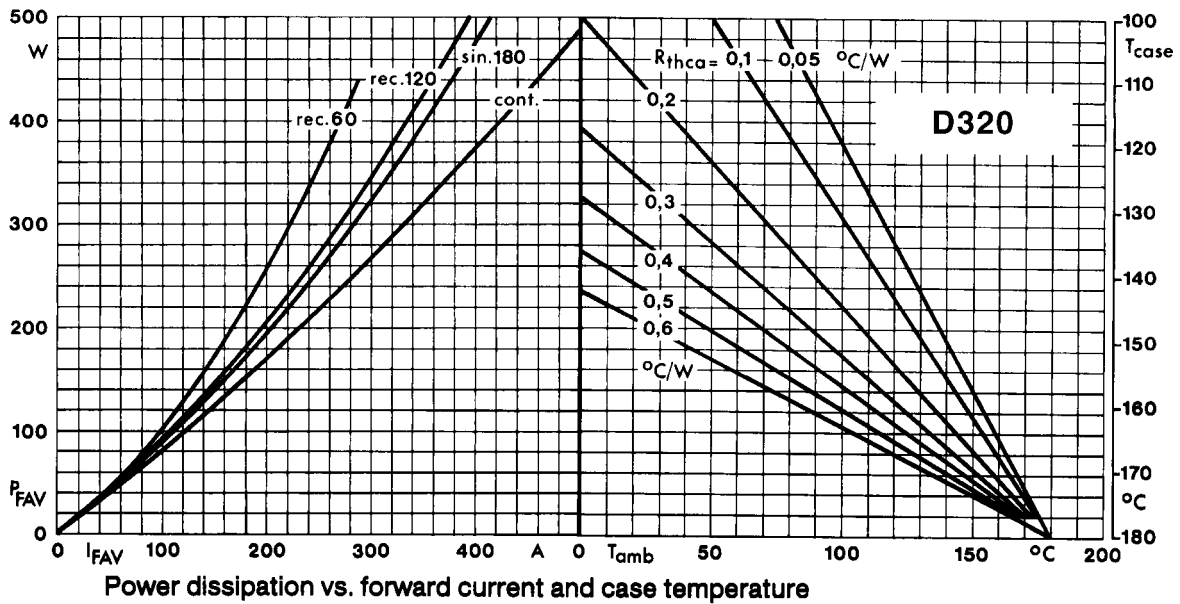
Type No.	$V_{RRM}$ (Volts)	$V_{RSM}$ (Volts)
D320/04	400	500
D320/08	800	900
D320/12	1200	1300
D320/16	1600	1700

### Features

- Reverse voltage upto 1600V.
- Hermatic glass to metal seal
- C : Cathode to stud
- A : Anode to stud

Symbol	Conditions	Values
$I_{F(AV)}$	Sin 180 ; Tcase = 125 °C	320 A
$I_{FSM}$	Tvj = 25 °C ; 10 ms	9000 A
	Tvj = 180 °C ; 10 ms	8000 A
$I^2t$	Tvj = 25 °C	400000 A <sup>2</sup> s
	Tvj = 180 °C	300000 A <sup>2</sup> s
$I_{RRM}$	Tvj = 180 °C	100 mA max
$V_F$	Tvj = 25 °C ; $I_F = 1000 A$	1.35V max
$V_0$	Tvj = 180 °C	0.80V
$R_0$	Tvj = 180 °C	0.45 m
$R_{th(j-c)}$		0.16 °C/W
$R_{th(c-h)}$		0.015 °C/W
$T_{vj}$		180 °C
$T_{stg}$		-40.....+ 180 °C
Mounting torque	SI units	60Nm / 15Nm per bolt
Weight	Approx	350g / 500g
Case outline		Z / S





PACAKAGE DEATILS

DO NOT SCALE

All Dimensions in mm

