

Thyristors

DCR1475



Technical Data

Typical applications : D.C. Motor control, Controlled rectifiers, High power drives.

Type No.	V_{RRM} (Volts)	V_{RSM} (Volts)
DCR1475/20	2000	2100
DCR1475/22	2200	2300
DCR1475/24	2400	2500
DCR1475/28	2800	2900
DCR1475/30	3000	3100

Features

- Double side cooling.
- Voltage grade upto 3000V
- Weight 1600 gm (Approx.)

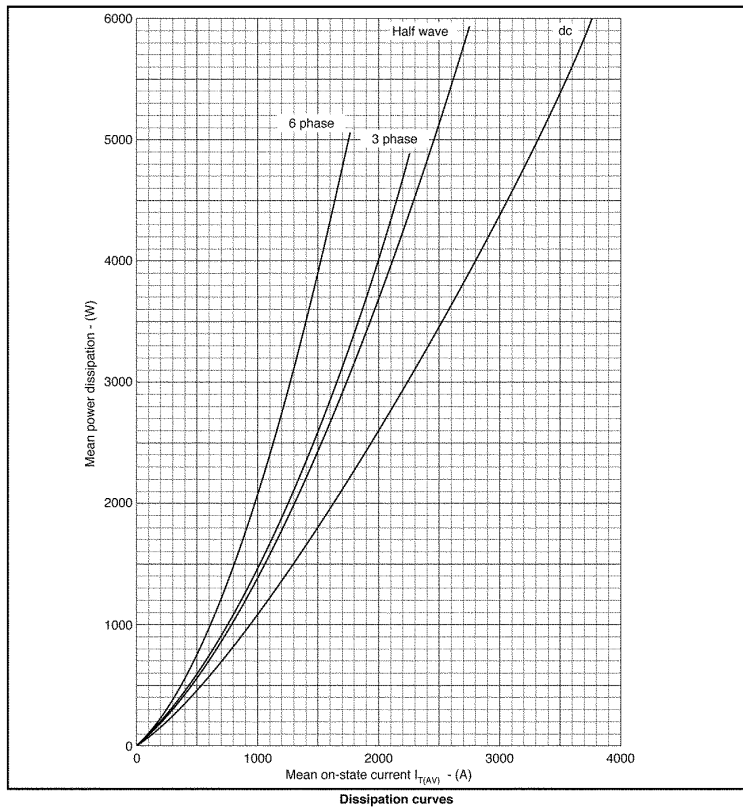
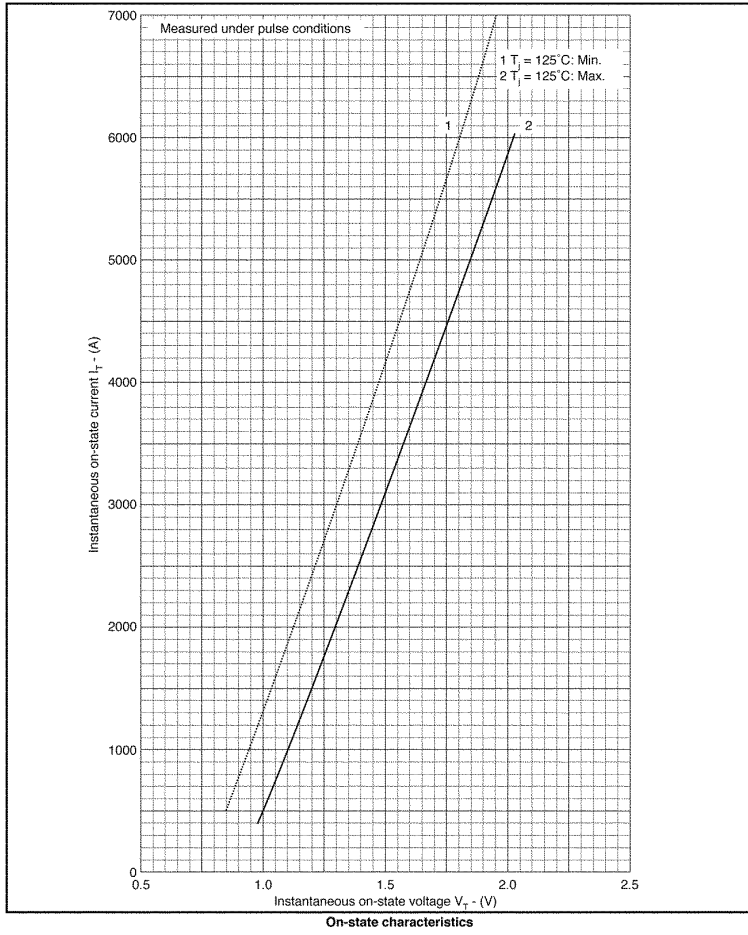
Symbol	Conditions	Values
$I_{T(AV)}$	Half wave resistive load; $T_C = 60^\circ C$	2805 A
I_{TSM}	$T_{vj} = 125^\circ C$; 10 ms half sine, $V_R = 50\% V_{RRM}$	36.8 KA
	$T_{vj} = 125^\circ C$; 10 ms half sine, $V_R = 0$	46.0 KA
I^2t	$T_{vj} = 125^\circ C$, 10 ms half sine, $V_R = 50\% V_{RRM}$	6700000 A^2s
	$T_{vj} = 125^\circ C$; 10 ms half sine, $V_R = 0$	10600000 A^2s
I_{GT} V_{GT} dv/dt $[di/dt]_{CR}$	$T_{vj} = 25^\circ C$; $V_{DRM} = 5V$	400 mA
	$T_{vj} = 25^\circ C$; $V_{DRM} = 5V$	4.0 V
	$T_{vj} = 125^\circ C$; Voltage = 67 % V_{DRM}	*200 V/ μs
	Repetitive 50 Hz	150 A/ μs
V_T V_O R_O I_{RRM}/I_{DRM}	$T_{vj} = 25^\circ C$; $I_T = 2900 A$	1.50 V max
	$T_{vj} = 125^\circ C$	0.885 V
	$T_{vj} = 125^\circ C$	0.191 m
	$T_{vj} = 130^\circ C$	250 mA
I_H I_L		100 mA
		300 mA
$R_{th(j-c)}$ $R_{th(c-h)}$ T_{vj} T_{stg}	dc	0.0095 $^\circ C/W$
		0.002 $^\circ C/W$
		+125 $^\circ C$
		-40....+125 $^\circ C$
Mounting Force		38-47 KN
Case outline		Y

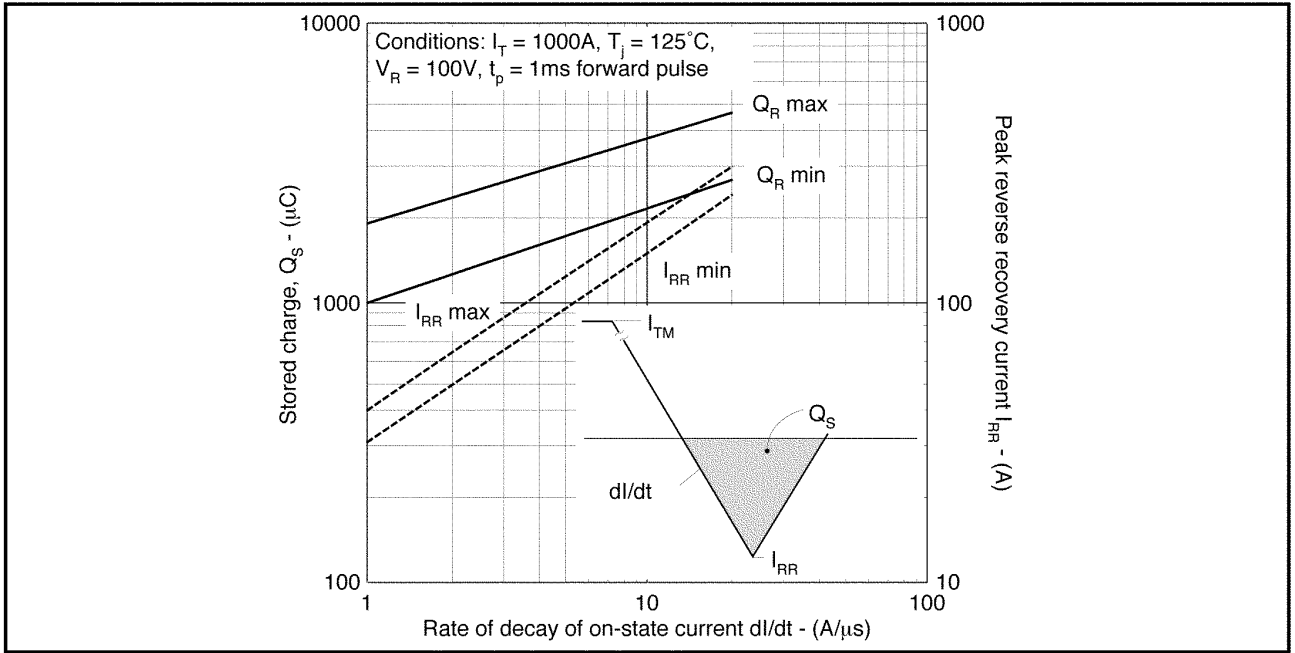
* Higher dv/dt selection available.



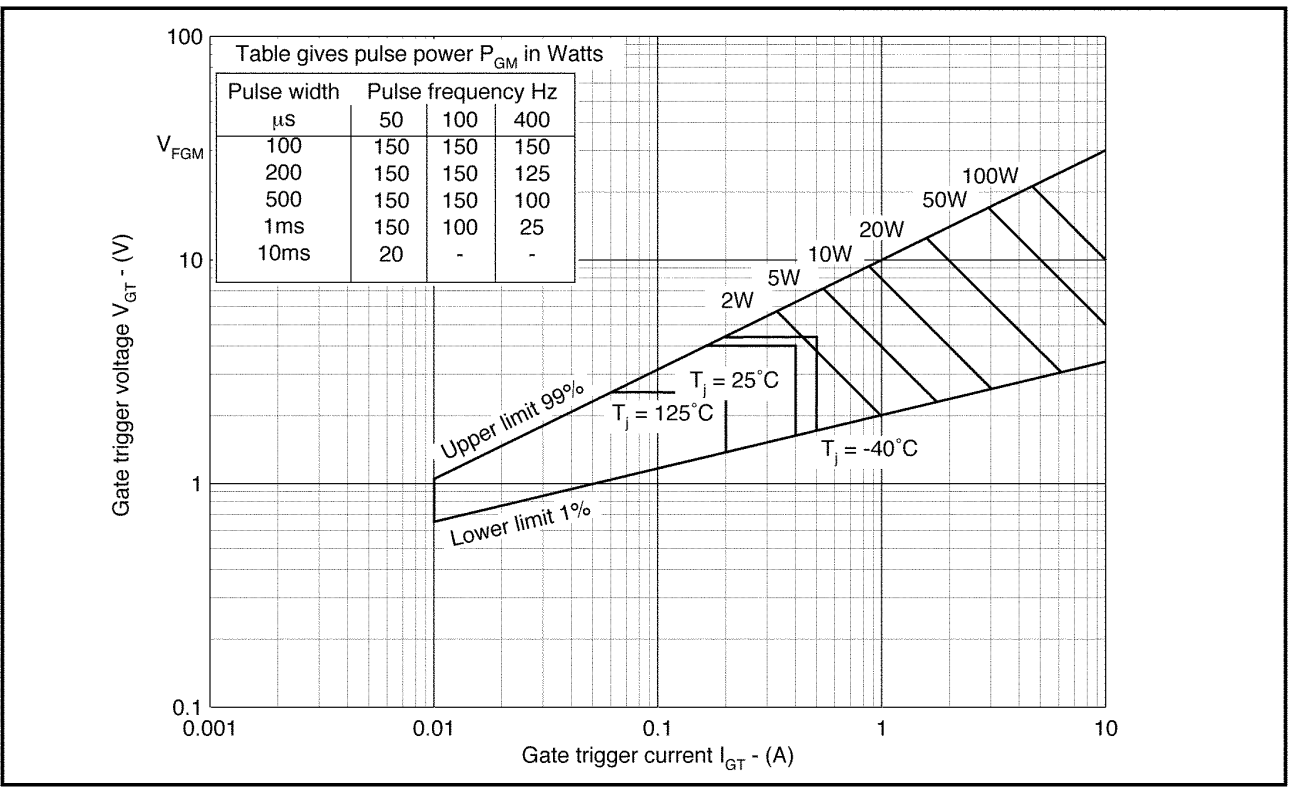
DCR1475

CURVES

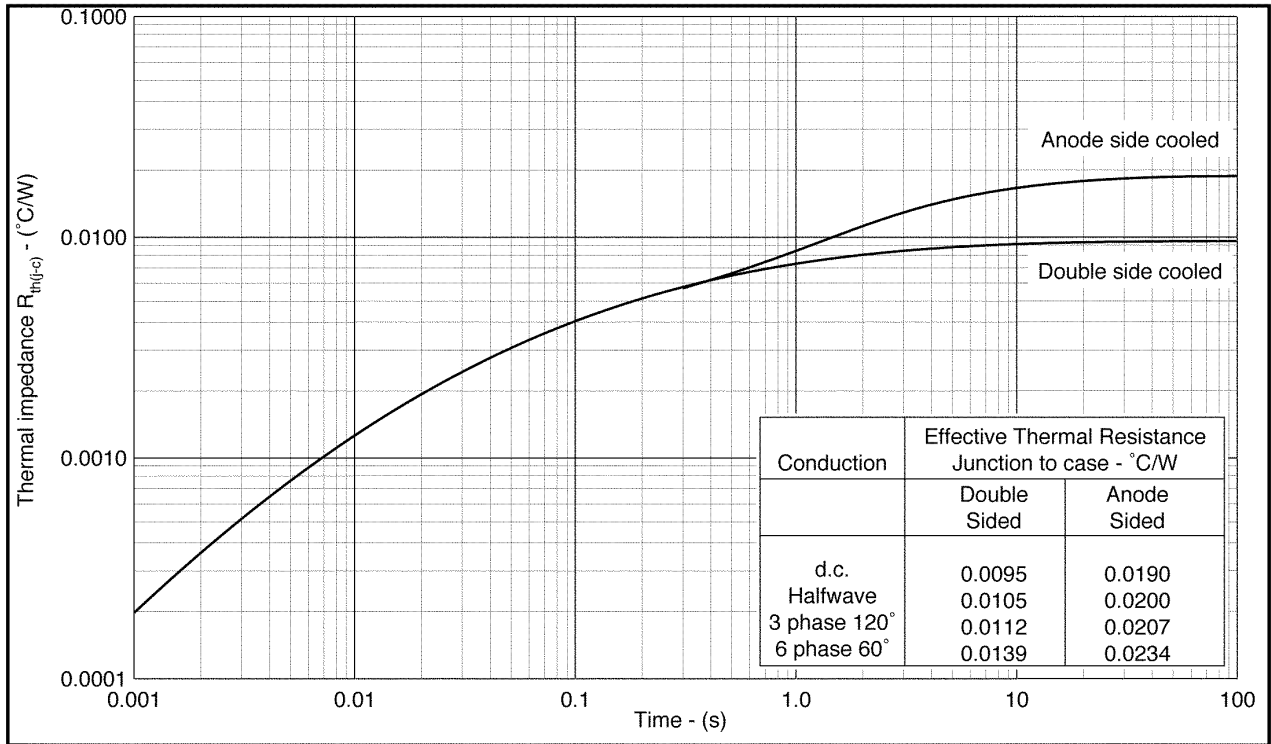




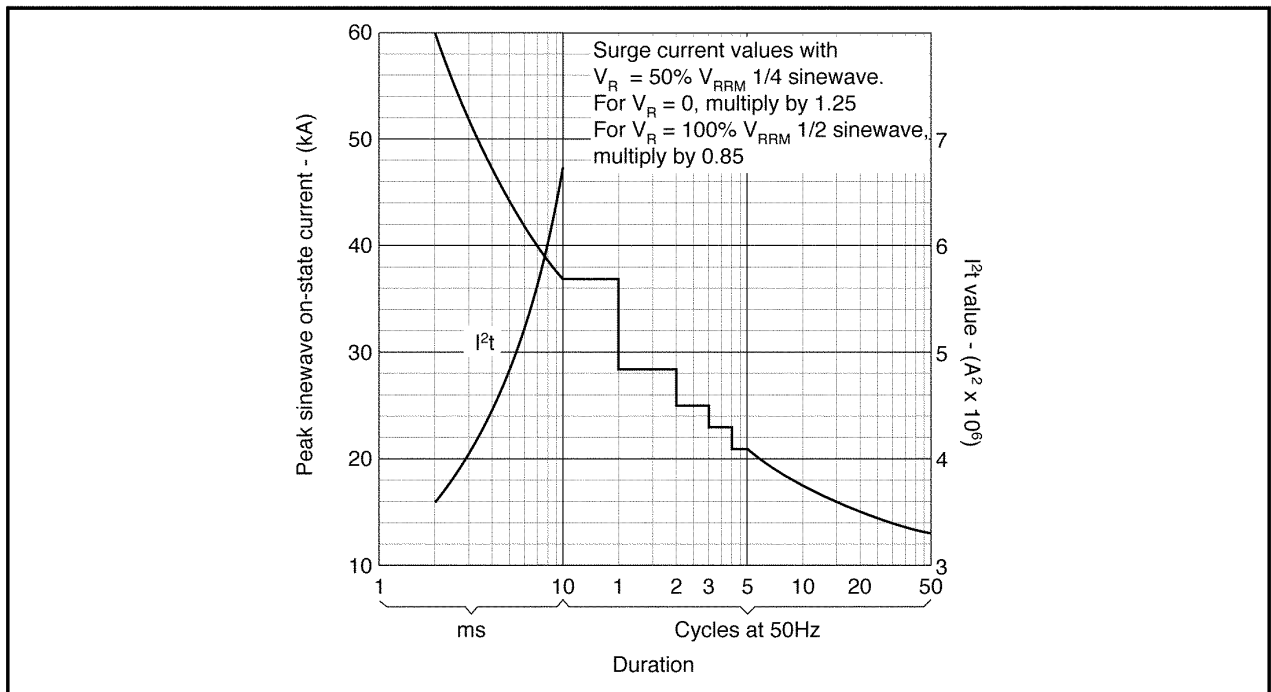
Variation of stored charge



Gate characteristics



Maximum (limit) transient thermal impedance - junction to case - (°C/W)



Surge (non-repetitive) on-state current vs time ($T_{case} = 125^\circ C$)

PACKAGE DETAILS

DO NOT SCALE.

