

Moulded Module Assembly

PBD 55

(Diode - Diode Module)



Technical Data

Typical applications : Non Controllable rectifiers for AC/AC convertors, Field supply for DC motors, Line rectifiers for transistorized AC motor controllers.

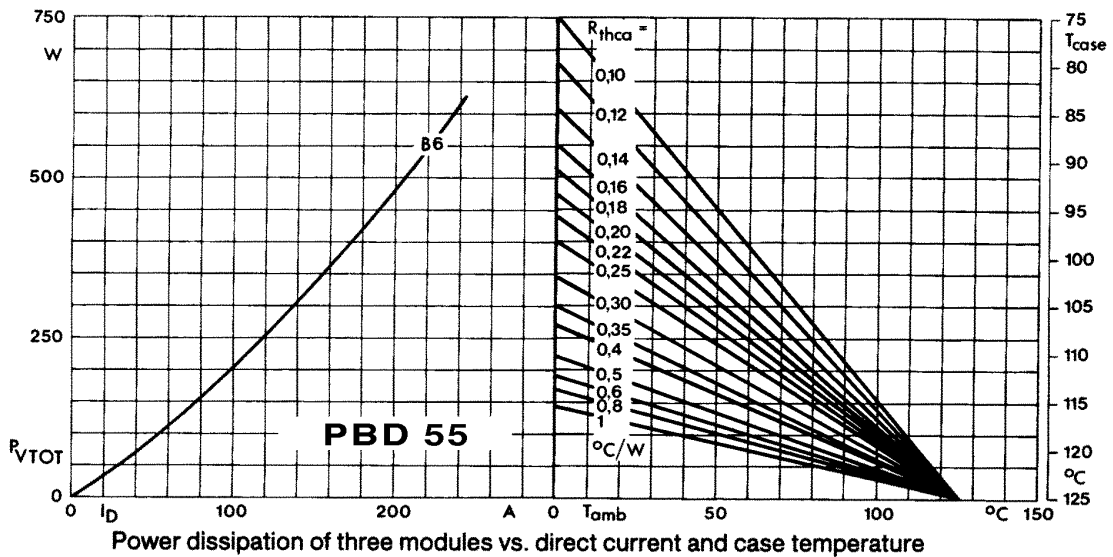
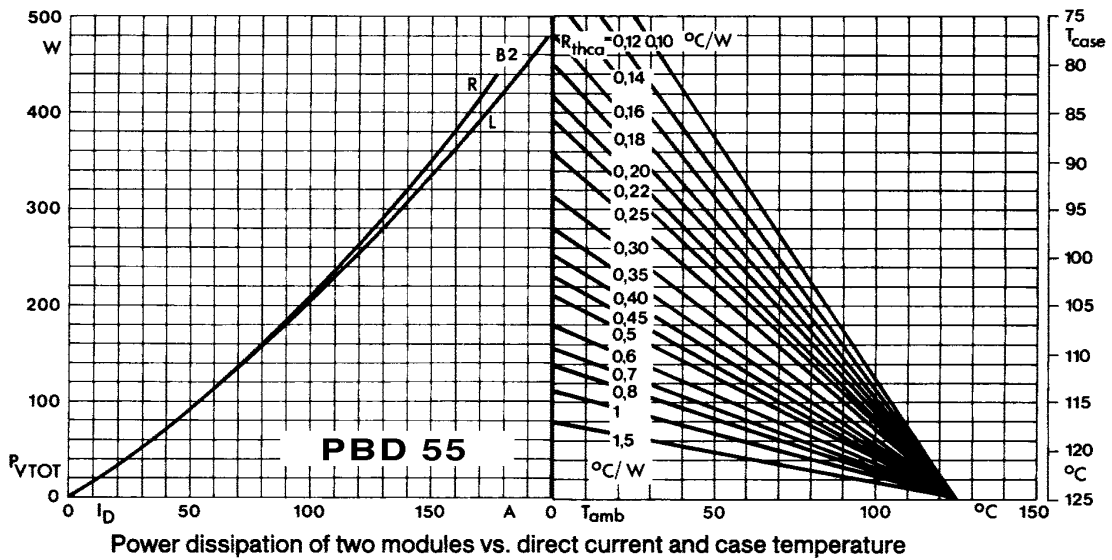
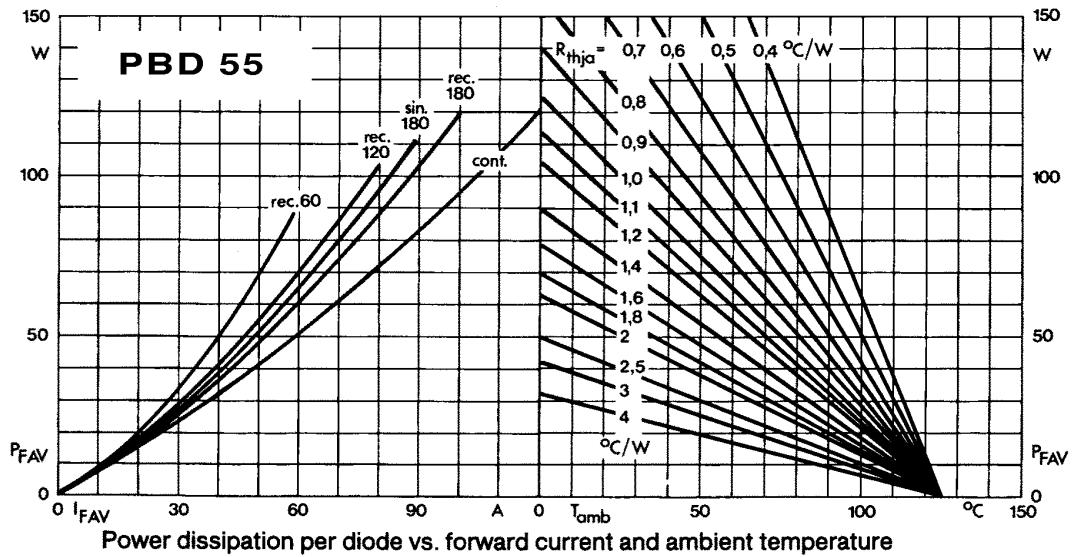
Type No.	V_{RRM} (Volts)	V_{RSM} (Volts)
PBD 55/04	400	500
PBD 55/06	600	700
PBD 55/08	800	900
PBD 55/10	1000	1100
PBD 55/12	1200	1300
PBD 55/14	1400	1500
PBD 55/16	1600	1700

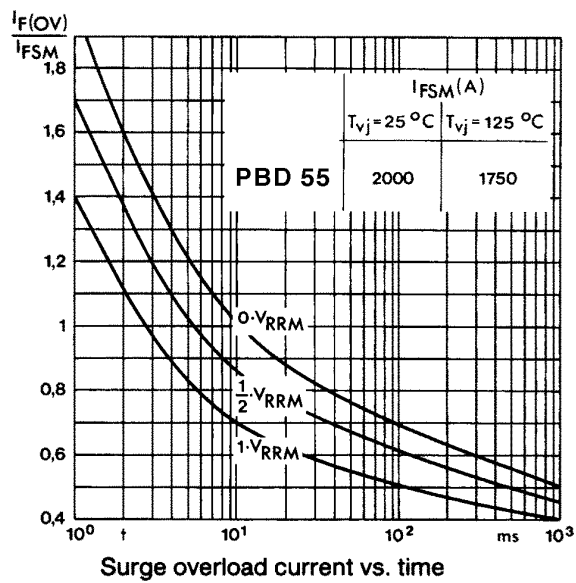
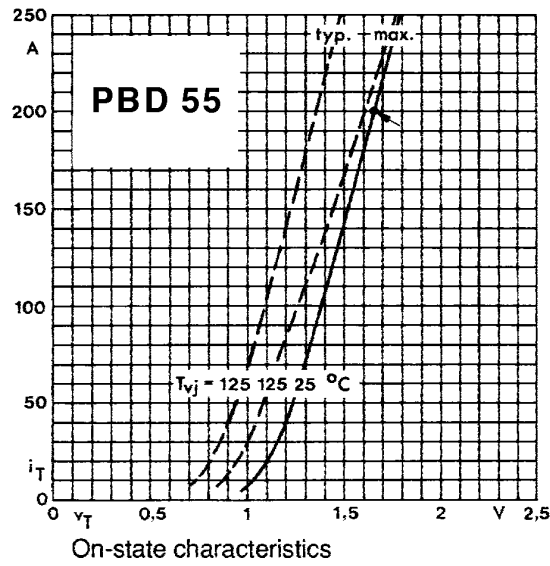
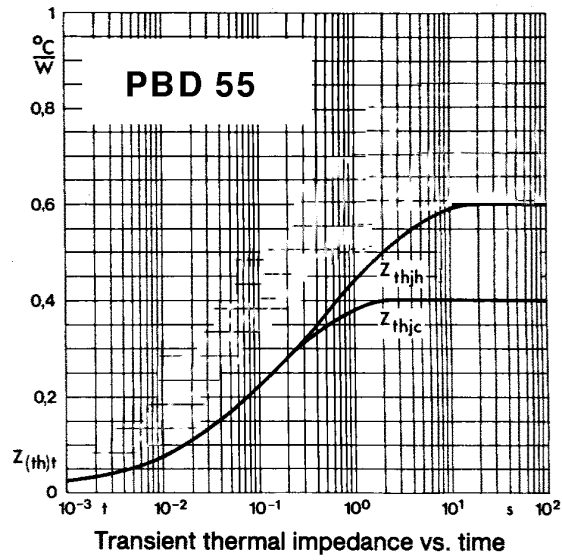
Features

- Heat transfer through ceramic isolated Cu base
- Isolation between contacts & mounting base is 2.5KV(rms)
- Weight 120 gm (Approx)

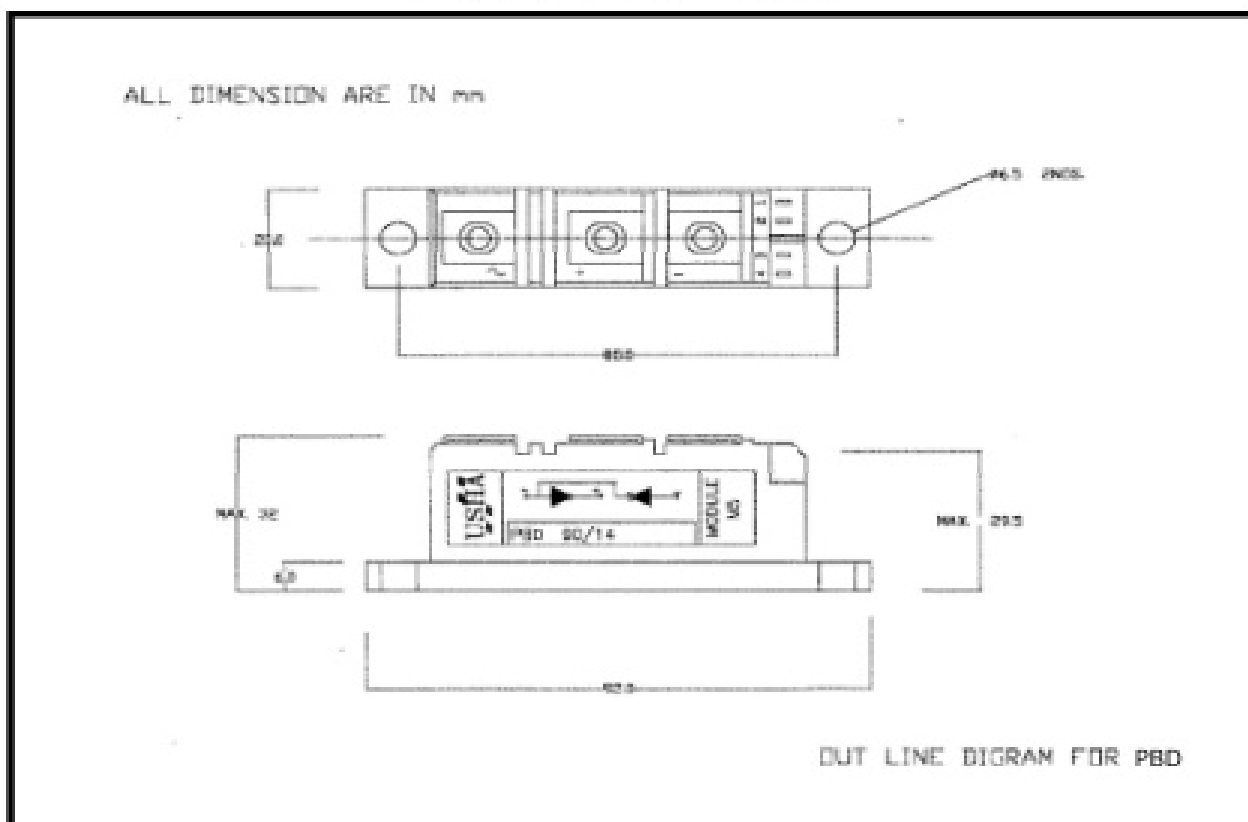
Symbol	Conditions	Values
$I_{F(AV)}$	Sin 180 ; Tcase = 87 °C	55 A
I_{FSM}	Tvj = 25 °C; Half Sine; 10 ms; 0 V_{RRM}	2000 A
	Tvj = 125 °C; Half Sine; 10 ms; 0 V_{RRM}	1750 A
I^2t	Tvj = 25 °C; Half Sine; 10 ms	20000 A ² s
	Tvj = 125 °C; Half Sine; 10 ms	15000 A ² s
V_F	Tvj = 25 °C ; $I_F = 300$ A	1.65V max
V_O	Tvj = 125 °C	0.85V
R_0	Tvj = 125 °C	1.80 m
I_{DRM}	Tvj = 125 °C	10 mA max
$R_{th(j-c)}$	per diode / per module	0.40/0.20 °C/W
$R_{th(c-h)}$	per diode / per module	0.20/0.10 °C/W
T_{vj}		+ 125 °C
T_{stg}		-40.....+ 125 °C
V_{ISOL}	A.C. 50 Hz: r.m.s.; 1sec	3.0 KV
	A.C. 50 Hz: r.m.s.; 1min	2.5 KV







MECHANICAL DETAILS



ALL DIMENSIONS IN MM
MOUNTING TORQUE CASE TO HEAT SINK = 5 N.M.
MOUNTING TORQUE BUSBARS TO TERMINALS = 3N.M.

MOUNTING INSTRUCTIONS

- GREASE THE BASE PLATE WITH HEAT SINK COMPOUND BEFORE USE.
- MOUNTING TORQUE NOT TO EXCEED 4N_m FOR BOTH THE BOLTS.
- USE ONLY M5 SCREWS.