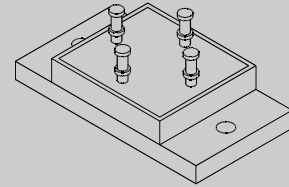


# 200 V - 1,000 V Single Phase Bridge

20.0 A - 25.0 A Forward Current

70 ns - 3000 ns Recovery Time

**LTI402T - LTI410T**  
**LTI402FT - LTI410FT**  
**LTI402UFT-LTI410UFT**

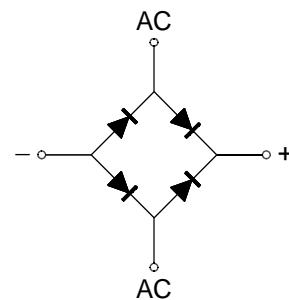
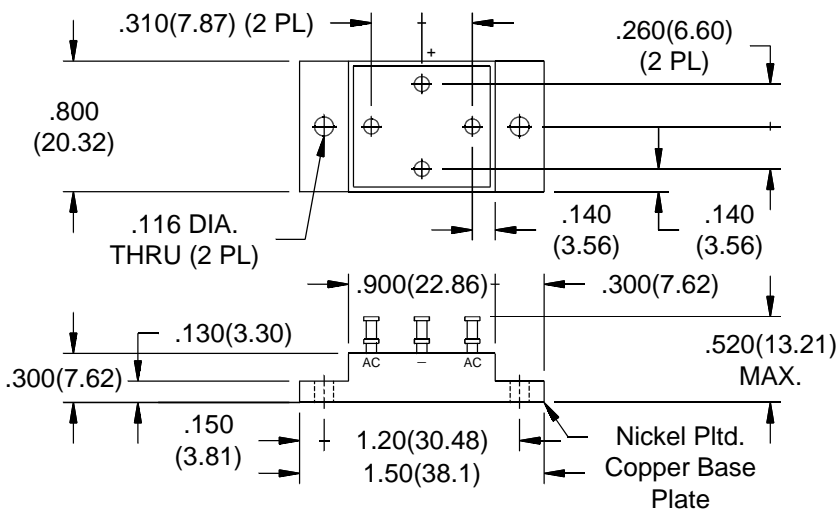


## ELECTRICAL CHARACTERISTICS AND MAXIMUM RATINGS

Part Number	Working Reverse Voltage (V <sub>rvwm</sub> )	Average Rectified Current @TC (I <sub>o</sub> )		Reverse Current @ V <sub>rvwm</sub> (I <sub>r</sub> )		Forward Voltage (V <sub>f</sub> )		1 Cycle Surge Current t <sub>p</sub> =8.3ms (I <sub>fsm</sub> )	Repetitive Surge Current (I <sub>frm</sub> )	Reverse Recovery Time (1) (T <sub>rr</sub> )	Thermal Impd. θ <sub>J-c</sub>
		55°C	100°C	25°C	100°C	25°C	Amps	25°C	25°C	25°C	°C/W
		Amps	Amps	µA	µA	Volts		Amps	Amps	ns	
LTI402T LTI406T LTI410T	200 600 1000	25.0 25.0 25.0	18.0 18.0 18.0	2.0 2.0 2.0	50 50 50	1.3 1.3 1.3	6.0 6.0 6.0	80 80 80	20 20 20	3000 3000 3000	0.75 0.75 0.75
LTI402FT LTI406FT LTI410FT	200 600 1000	20.0 20.0 20.0	15.0 15.0 15.0	2.0 2.0 2.0	50 50 50	1.7 1.7 1.7	6.0 6.0 6.0	80 80 80	20 20 20	150 150 150	0.75 0.75 0.75
LTI402UFT LTI406UFT LTI410UFT	200 600 1000	20.0 20.0 20.0	15.0 15.0 15.0	2.0 2.0 2.0	50 50 50	1.7 1.7 1.7	6.0 6.0 6.0	80 80 80	20 20 20	70 70 70	0.75 0.75 0.75

(1)T<sub>rr</sub> Testing: I<sub>f</sub>=0.5A, I<sub>r</sub>=1.0A, I<sub>rr</sub>=0.25A \*Op. Temp. & Stg. Temp. = -55°C to +150°C Isolation Voltage: 2000V

10



Dimensions: In. (mm) • All temperatures are ambient unless otherwise noted. • Data subject to change without notice.



**VOLTAGE MULTIPLIERS INC.**  
 8711 W. Roosevelt Ave.  
 Visalia, CA 93291

TEL 559-651-1402  
 FAX 559-651-0740  
[www.voltagemultipliers.com](http://www.voltagemultipliers.com)

**LTI402T - LTI410T • LTI402FT - LTI410FT • LTI402UFT - LTI410UFT**

