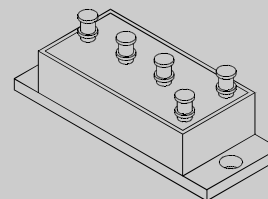


200 V - 1,000 V Three Phase Bridge

30.0 A - 40.0 A Forward Current

70 ns - 3000 ns Recovery Time

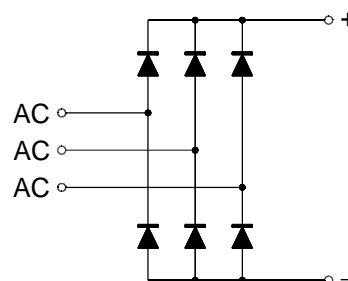
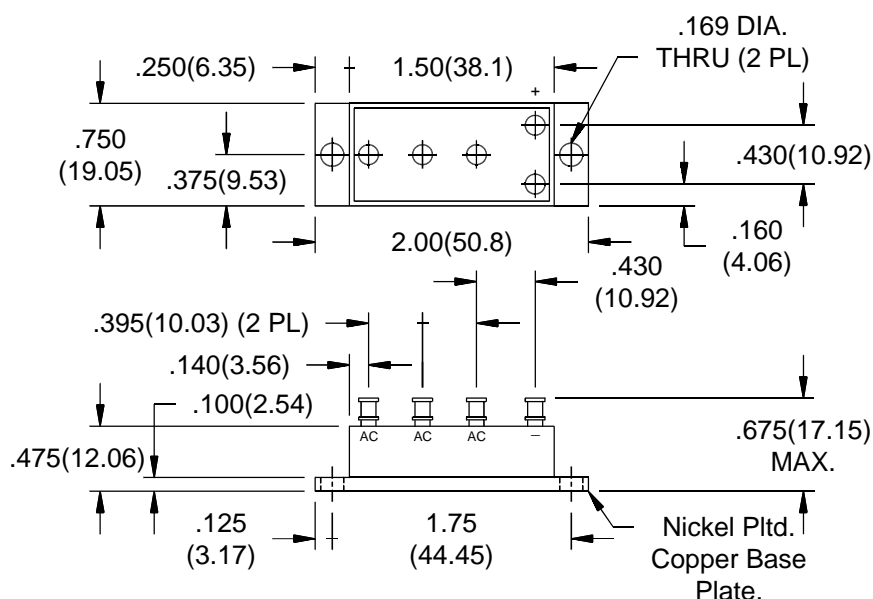
LTI602T - LTI610T
LTI602FT - LTI610FT
LTI602UFT-LTI610UFT



ELECTRICAL CHARACTERISTICS AND MAXIMUM RATINGS

Part Number	Working Reverse Voltage (V _{rw})	Average Rectified Current @TC (I _o)		Reverse Current @ V _{rw} m (I _r)		Forward Voltage (V _f)		1 Cycle Surge Current tp=8.3ms (I _{fsm})	Repetitive Surge Current (I _{frm})	Reverse Recovery Time (1) (T _{rr})	Thermal Impd. θ _{J-C}
		55°C	100°C	25°C	100°C	25°C		25°C	25°C	25°C	
	Volts	Amps	Amps	μA	μA	Volts	Amps	Amps	Amps	ns	°C/W
LTI602T	200	40.0	28.0	1.0	25	1.1	9.0	150	25	3000	0.75
LTI606T	600	40.0	28.0	1.0	25	1.1	9.0	150	25	3000	0.75
LTI610T	1000	40.0	28.0	1.0	25	1.2	9.0	150	25	3000	0.75
LTI602FT	200	40.0	28.0	1.0	25	1.5	9.0	100	25	150	0.75
LTI606FT	600	40.0	28.0	1.0	25	1.5	9.0	100	25	150	0.75
LTI610FT	1000	40.0	28.0	1.0	25	1.6	9.0	100	25	150	0.75
LTI602UFT	200	30.0	21.0	1.0	25	1.7	9.0	100	25	70	0.75
LTI606UFT	600	30.0	21.0	1.0	25	1.7	9.0	100	25	70	0.75
LTI610UFT	1000	30.0	21.0	1.0	25	2.1	9.0	100	25	70	0.75

(1)T_{rr} Testing: I_f=0.5A, I_r=1.0A, I_{rr}=0.25A *Op. Temp. & Stg. Temp. = -55°C to +150°C Isolation Voltage: 2000V



Dimensions: In. (mm) • All temperatures are ambient unless otherwise noted. • Data subject to change without notice.



VOLTAGE MULTIPLIERS INC.
 8711 W. Roosevelt Ave.
 Visalia, CA 93291

TEL 559-651-1402
 FAX 559-651-0740
www.voltagemultipliers.com

LT1602T - LT1610T • LT1602FT - LT1610FT • LT1602UFT - LT1610UFT

