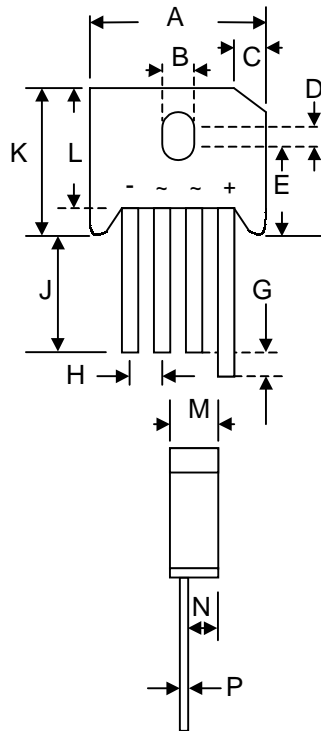


Features

- Diffused Junction
- Low Forward Voltage Drop
- High Current Capability
- High Reliability
- High Surge Current Capability
- Ideal for Printed Circuit Boards
- UL Recognized File # E157705

Mechanical Data

- Case: Molded Plastic
- Terminals: Plated Leads Solderable per MIL-STD-202, Method 208
- Polarity: As Marked on Body
- Weight: 8.0 grams (approx.)
- Mounting Position: Any
- Marking: Type Number



| KBU | | |
|----------------------|-------|-------|
| Dim | Min | Max |
| A | 22.70 | 23.70 |
| B | 3.80 | 4.10 |
| C | 4.20 | 4.70 |
| D | 1.70 | 2.20 |
| E | 10.30 | 11.30 |
| G | 4.50 | 6.80 |
| H | 4.60 | 5.60 |
| J | 25.40 | — |
| K | — | 19.30 |
| L | 16.80 | 17.80 |
| M | 6.60 | 7.10 |
| N | 4.70 | 5.20 |
| P | 1.20 | 1.30 |
| All Dimensions in mm | | |

Maximum Ratings and Electrical Characteristics @ $T_A=25^\circ\text{C}$ unless otherwise specified

Single Phase, half wave, 60Hz, resistive or inductive load.
 For capacitive load, derate current by 20%.

| Characteristic | Symbol | KBU 600 | KBU 601 | KBU 602 | KBU 604 | KBU 606 | KBU 608 | KBU 610 | Unit |
|--|---------------------------------|-------------|---------|---------|---------|---------|---------|---------|----------------------|
| Peak Repetitive Reverse Voltage Working Peak Reverse Voltage DC Blocking Voltage | V_{RRM} V_{RWM} V_R | 50 | 100 | 200 | 400 | 600 | 800 | 1000 | V |
| RMS Reverse Voltage | $V_{R(RMS)}$ | 35 | 70 | 140 | 280 | 420 | 560 | 700 | V |
| Average Rectified Output Current @ $T_C = 100^\circ\text{C}$ | I_O | 6.0 | | | | | | | A |
| Non-Repetitive Peak Forward Surge Current 8.3ms Single half sine-wave superimposed on rated load (JEDEC Method) | I_{FSM} | 250 | | | | | | | A |
| Forward Voltage (per element) @ $I_F = 3.0\text{A}$ | V_{FM} | 1.0 | | | | | | | V |
| Peak Reverse Current @ $T_C = 25^\circ\text{C}$ At Rated DC Blocking Voltage @ $T_C = 100^\circ\text{C}$ | I_R | 10 1.0 | | | | | | | μA mA |
| Rating for Fusing ($t < 8.3\text{ms}$) (Note 1) | I^2t | 166 | | | | | | | A^2s |
| Typical Thermal Resistance (Note 2) | $R_{\theta JC}$ | 4.2 | | | | | | | K/W |
| Operating and Storage Temperature Range | T_j, T_{STG} | -65 to +150 | | | | | | | $^\circ\text{C}$ |

Note: 1. Non-repetitive for $t > 1\text{ms}$ and $< 8.3\text{ms}$.
 2. Thermal resistance junction to case per element mounted on PC board with $13.0 \times 13.0 \times 0.03\text{mm}$ thick land areas.

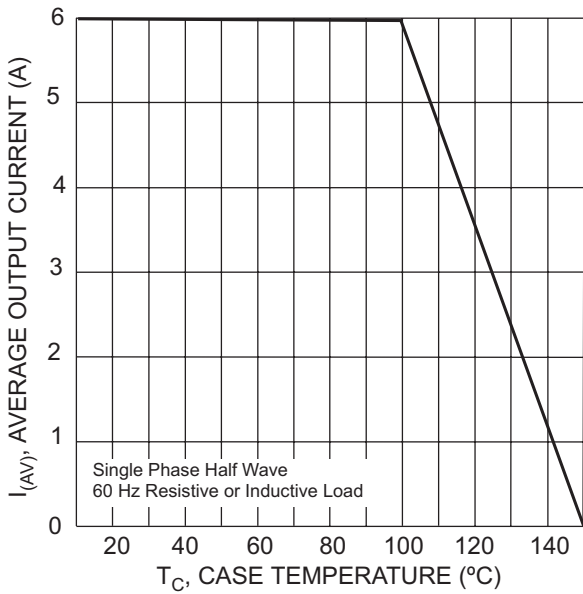


Fig. 1 Forward Current Derating Curve

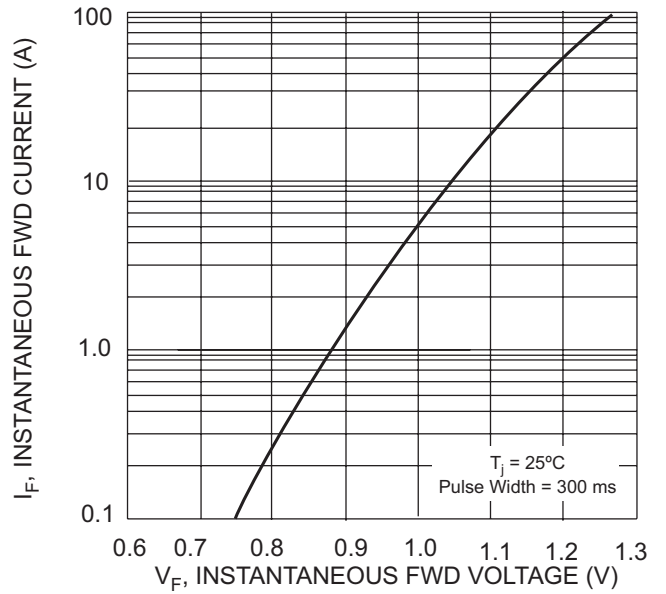


Fig. 2 Typical Forward Characteristics, per element

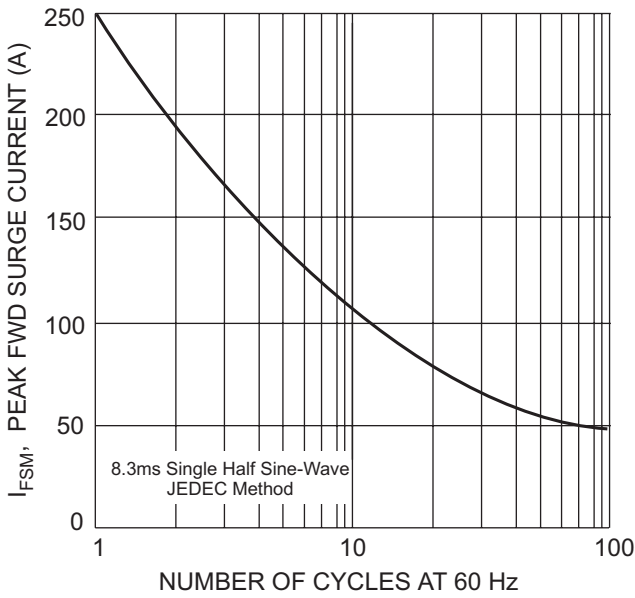


Fig. 3 Max Non-Repetitive Peak Fwd Surge Current

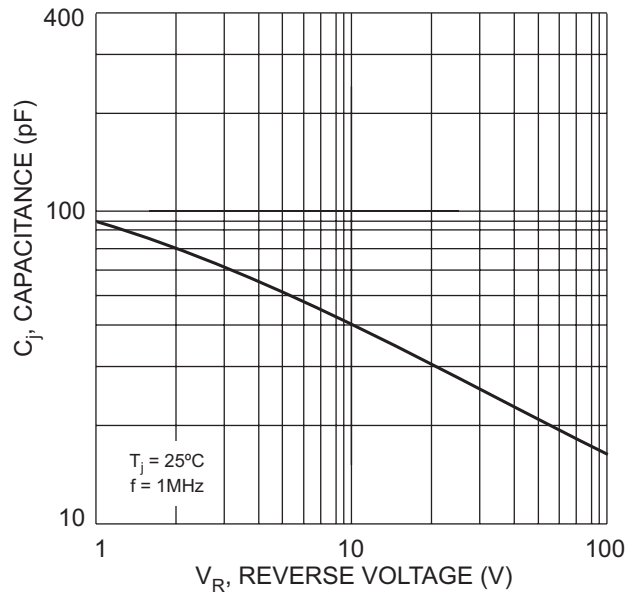


Fig. 4 Typical Junction Capacitance Per Element



Fig. 5 Typical Reverse Characteristics

ORDERING INFORMATION

| Product No. | Package Type | Shipping Quantity |
|-------------|--------------|-------------------|
| KBU600 | SIL Bridge | 400 Units/Box |
| KBU601 | SIL Bridge | 400 Units/Box |
| KBU602 | SIL Bridge | 400 Units/Box |
| KBU604 | SIL Bridge | 400 Units/Box |
| KBU606 | SIL Bridge | 400 Units/Box |
| KBU608 | SIL Bridge | 400 Units/Box |
| KBU610 | SIL Bridge | 400 Units/Box |

Shipping quantity given is for minimum packing quantity only. For minimum order quantity, please consult the Sales Department.

Won-Top Electronics Co., Ltd (WTE) has checked all information carefully and believes it to be correct and accurate. However, WTE cannot assume any responsibility for inaccuracies. Furthermore, this information does not give the purchaser of semiconductor devices any license under patent rights to manufacturer. WTE reserves the right to change any or all information herein without further notice.

WARNING: DO NOT USE IN LIFE SUPPORT EQUIPMENT. WTE power semiconductor products are not authorized for use as critical components in life support devices or systems without the express written approval.

Won-Top Electronics Co., Ltd.

No. 44 Yu Kang North 3rd Road, Chine Chen Dist., Kaohsiung, Taiwan

Phone: 886-7-822-5408 or 886-7-822-5410

Fax: 886-7-822-5417

Email: sales@wontop.com

Internet: <http://www.wontop.com>

We power your everyday.