
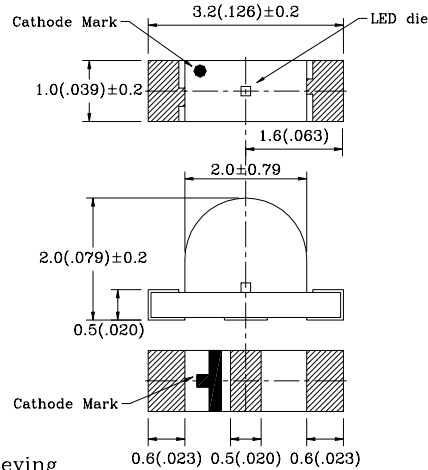




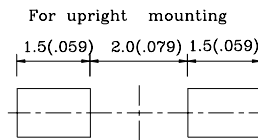
# STANDARD CHIP LED LAMPS



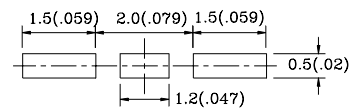
## BL-HXXX4A-2 (1204) Series



For reflow soldeving



For right anoge mounting



Absolute Maximum Ratings(Ta=25°C)

	UNIT	SPEC.
IF	mA	30
IFp	mA	100
V <sub>R</sub>	V	5
IR	uA	100
Top	°C	-25~+80
Tstg	°C	-30~+85

**NOTE:**

- 1.All dimensions are in millimeters(inches).
- 2.Tolerance is  $\pm 0.10(.004)$  unless otherwise specified.
- 3.Specifications are subject to change without notice.
- 4.Condition for IFp is pulse of 1/10 duty and 0.1msec width.

Part No.	Chip				Lens Appearance	Electro-optical Data (At 20mA)				Viewing Angle 2θ 1/2 (deg)
	Material	Emitted Color	λ p (nm)	Δ λ (nm)		Vf(V)		Iv(mcd)		
						Typ.	Max.	Min.	Typ.	
BL-HS034A-2	GaAlAs/GaAs	Super Red	660	20	Water Clear	1.7	2.6	4.5	14.0	100
BL-HS134A-2	GaAlAs/GaAs	Super Red	660	20		1.8	2.6	4.0	12.0	
BL-HSA34A-2	GaAlAs/GaAs	Super Red	660	20		2.1	2.6	2.5	8.0	
BL-HD034A-2	GaAlAs/GaAs	Super Red	660	20		2.1	2.6	9.0	28.0	
BL-HF034A-2	GaAlAs/GaAlAs	Super Red	660	20		2.1	2.6	13.0	40.0	
BL-HF134A-2	GaAlAs/GaAlAs	Super Red	660	20		2.1	2.6	14.0	42.0	
BL-HF234A-2	GaAlAs/GaAlAs	Super Red	660	20		2.0	2.6	14.0	42.0	
BL-HF334A-2	GaAlAs/GaAlAs	Super Red	660	20		2.0	2.6	15.0	45.0	
BL-HF534A-2	GaAlAs/GaAlAs	Super Red	660	20		2.2	2.6	10.5	32.0	