
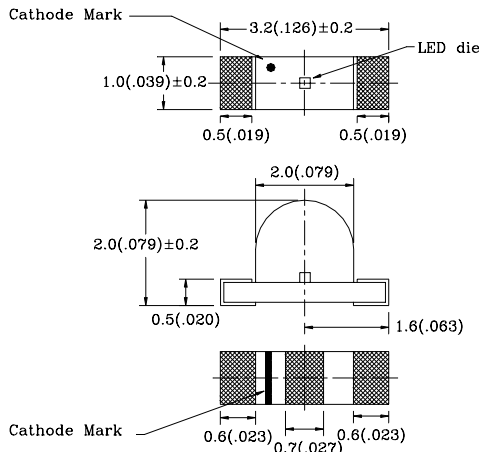


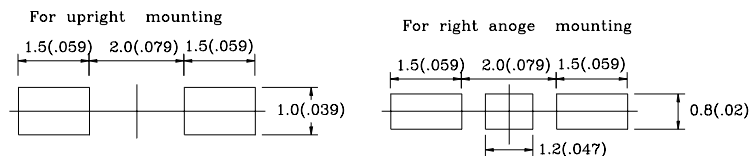
ULTRA CHIP LED LAMPS



BL-HXXX4A (1204) Series



For reflow soldeving



- NOTE:**
1. All dimensions are in millimeters(inches).
 2. Tolerance is $\pm 0.10(.004)$ unless otherwise specified.
 3. Specifications are subject to change without notice.
 4. Condition for IFp is pulse of 1/10 duty and 0.1msec width.

Absolute Maximum Ratings(Ta=25°C)

	UNIT	SPEC.
IF	mA	30
IFp	mA	100
V _r	V	5
IR	uA	100
Top	°C	-25~+80
Tstg	°C	-30~+85

Part No.	Chip				Lens Appearance	Electro-optical Data (At 20mA)				Viewing Angle 2θ 1/2 (deg)
	Material	Emitted Color	λ _p (nm)	Δλ (nm)		V _f (V)		I _v (mcd)		
						Typ.	Max.	Min.	Typ.	
BL-HUA34A	AlGaInP	Ultra Red	645	22	Water Clear	2.1	2.6	6.5	20.0	100
BL-HUB34A	AlGaInP	Ultra Red	645	22		2.1	2.6	12.0	35.0	
BL-HU234A	AlGaInP	Ultra Red	645	22		2.0	2.6	16.0	50.0	
BL-HGA34A	AlGaInP	Ultra Green	574	15		2.1	2.6	12.0	35.0	
BL-HG334A	AlGaInP	Ultra Green	574	15		2.0	2.6	22.0	65.0	
BL-HG534A	AlGaInP	Ultra Green	574	15		2.0	2.6	13.0	40.0	
BL-HG434A	InGaN	Ultra Green	502	30		3.5	4.0	30.0	95.0	
BL-HG634A	InGaN	Ultra Green	523	36		3.5	4.0	30.0	95.0	
BL-HKB34A	AlGaInP	Ultra Yellow	588	15		2.1	2.6	23.0	70.0	
BL-HKD34A	AlGaInP	Ultra Yellow	595	15		2.1	2.6	23.0	70.0	
BL-HK034A	AlGaInP	Ultra Yellow	588	15		2.0	2.6	28.0	85.0	
BL-HJB34A	AlGaInP	Ultra Orange	620	17		2.1	2.6	23.0	70.0	
BL-HJD34A	AlGaInP	Ultra Orange	630	17		2.1	2.6	23.0	70.0	
BL-HJF34A	AlGaInP	Soft Orange	610	17		2.1	2.6	21.0	65.0	
BL-HJ034A	AlGaInP	Ultra Orange	620	17		2.0	2.6	28.0	85.0	