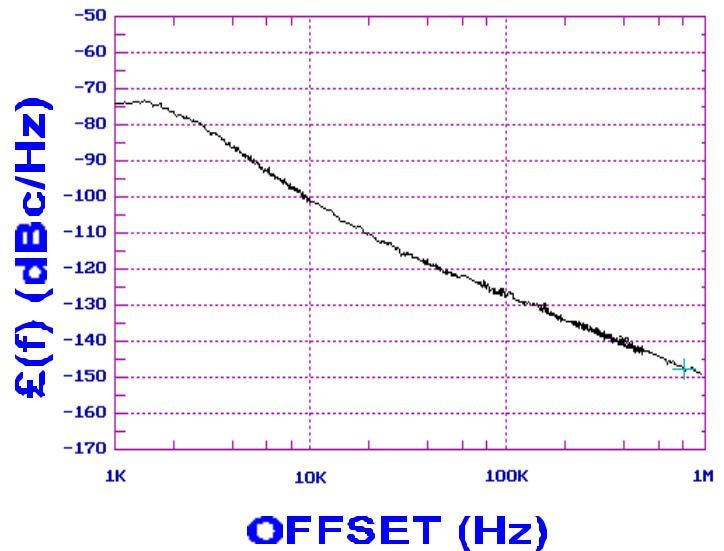


**PHASE NOISE (1 Hz BW, typical)**



**FEATURES**

- Frequency Range: 900 - 960 MHz
- Step Size: 100 KHz
- PLL - Style Package

**APPLICATIONS**

- Basestations
- Mobile Radios
- Satellite Communications

**PERFORMANCE SPECIFICATIONS**

	VALUE	UNITS
Frequency Range	900 - 960	MHz
RMS Phase Error (100 Hz - 100 KHz)	0.75	°
Harmonic Suppression (2nd, typ.)	-15	dBc
Sideband Spurs (typ.)	-65	dBc
Power Output	3±2	dBm
Load Impedance	50	Ω
Step Size	100	KHz
Charge Pump Output Current	HIGH	
Switching Speed (typ., adjacent channel)	1	mSec
Startup Lock Time (typ.)	5	mSec
Operating Temperature Range	-40 to +85	°C
Package Style	PLL	

**POWER SUPPLY REQUIREMENTS**

Supply Voltage (Vcc, nom.)	5	Vdc
Supply Current (Icc, typ.)	40	mA

All specifications are typical unless otherwise noted and subject to change without notice.

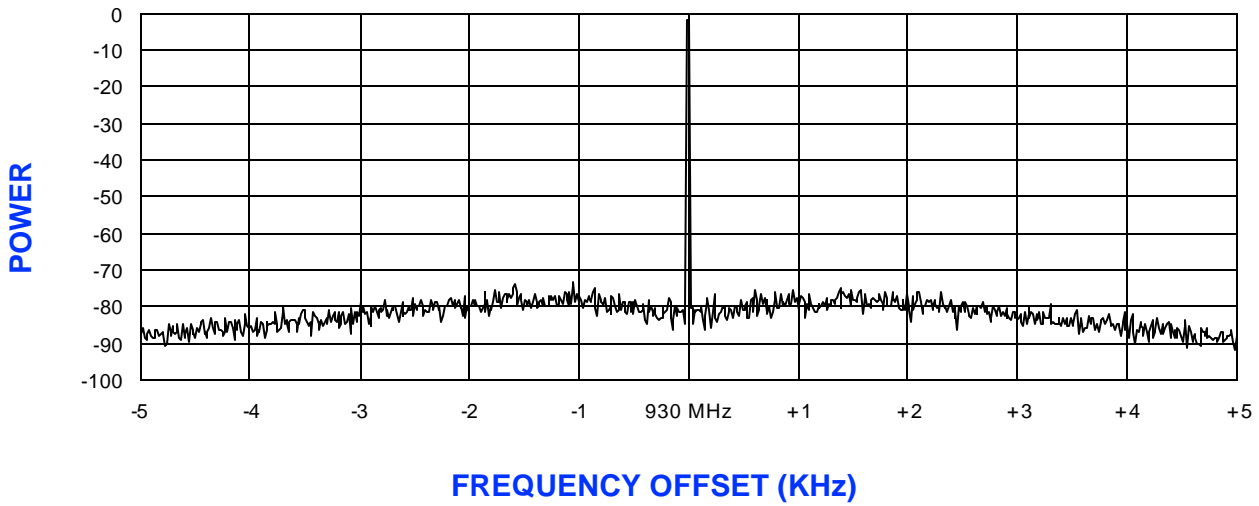
**APPLICATION NOTES**

- AN-107 : How to Solder Z-COMM VCOs / PLLs
- AN-200 : Mounting and Grounding of Z-COMM PLLs
- AN-201 : PLL Fundamentals      AN-202 : PLL Functional Description

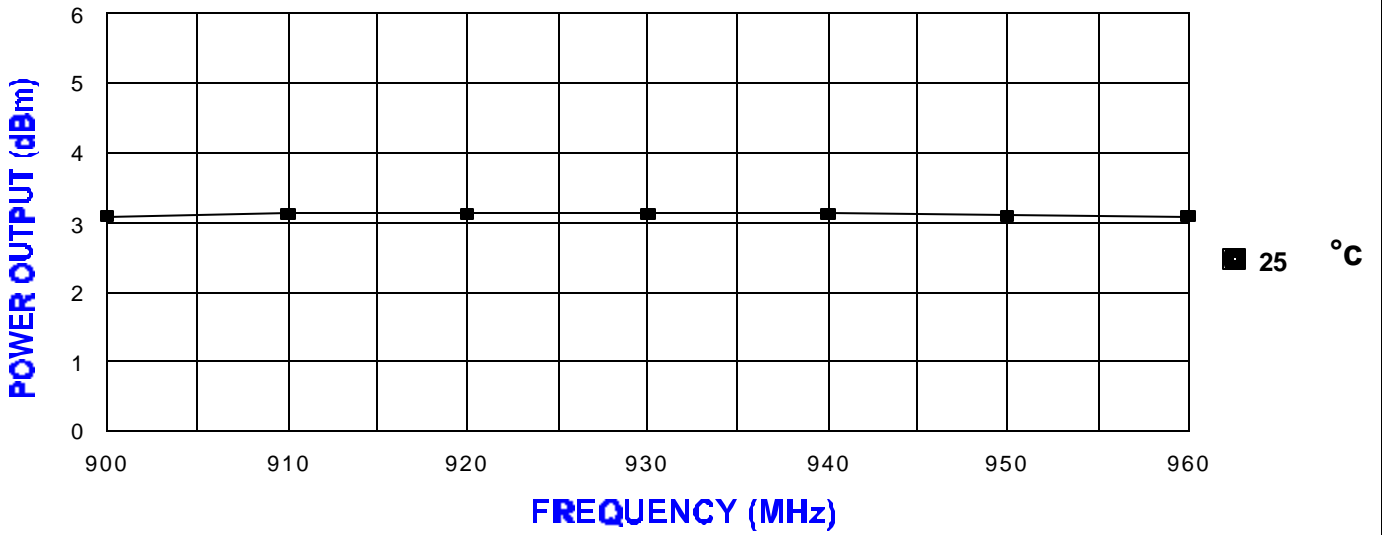
**NOTES:**

Reference Oscillator Signal: 5 MHz <math>f\_{osc}</math> <math><40\text{ MHz}</math>

**PLL OUTPUT SPECTRUM**



**POWER CURVE, typ.**



**PHYSICAL DIMENSIONS**

