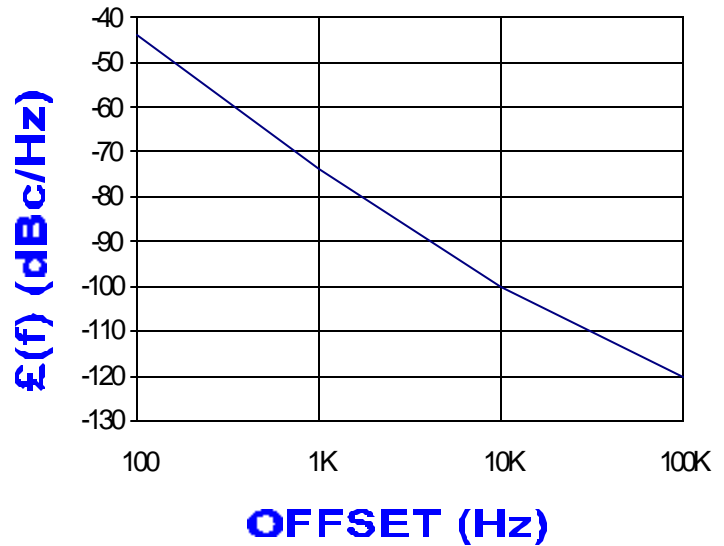




PHASE NOISE (1 Hz BW, typical)



FEATURES

- Frequency Range: 195 - 305 MHz
- Tuning Voltage: 0-15 Vdc
- MINI-14H - Style Package

APPLICATIONS

- Satellite Modems
- Mobile Radios
- Earthstations

PERFORMANCE SPECIFICATIONS

	VALUE	UNITS
Oscillation Frequency Range	195 - 305	MHz
Phase Noise @ 10 kHz offset (1 Hz BW, typ.)	-100	dBc/Hz
Harmonic Suppression (2nd, typ.)	-5	dBc
Tuning Voltage	0-15	Vdc
Tuning Sensitivity (avg.)	8	MHz/V
Power Output	11±3	dBm
Load Impedance	50	Ω
Input Capacitance (max.)	50	pF
Pushing	<1	MHz/V
Pulling (14 dB Return Loss, Any Phase)	<15	MHz
Operating Temperature Range	-30 to 85	°C
Package Style	MINI-14H	

POWER SUPPLY REQUIREMENTS

Supply Voltage (Vcc, nom.)	15	Vdc
Supply Current (Icc, typ.)	21	mA

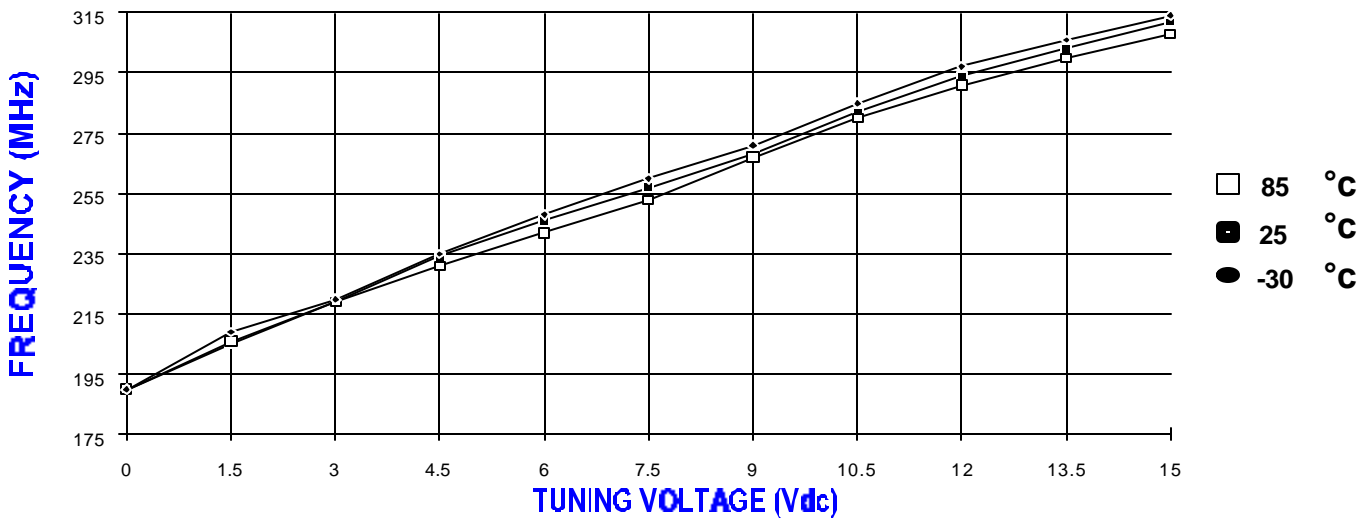
All specifications are typical unless otherwise noted and subject to change without notice.

APPLICATION NOTES

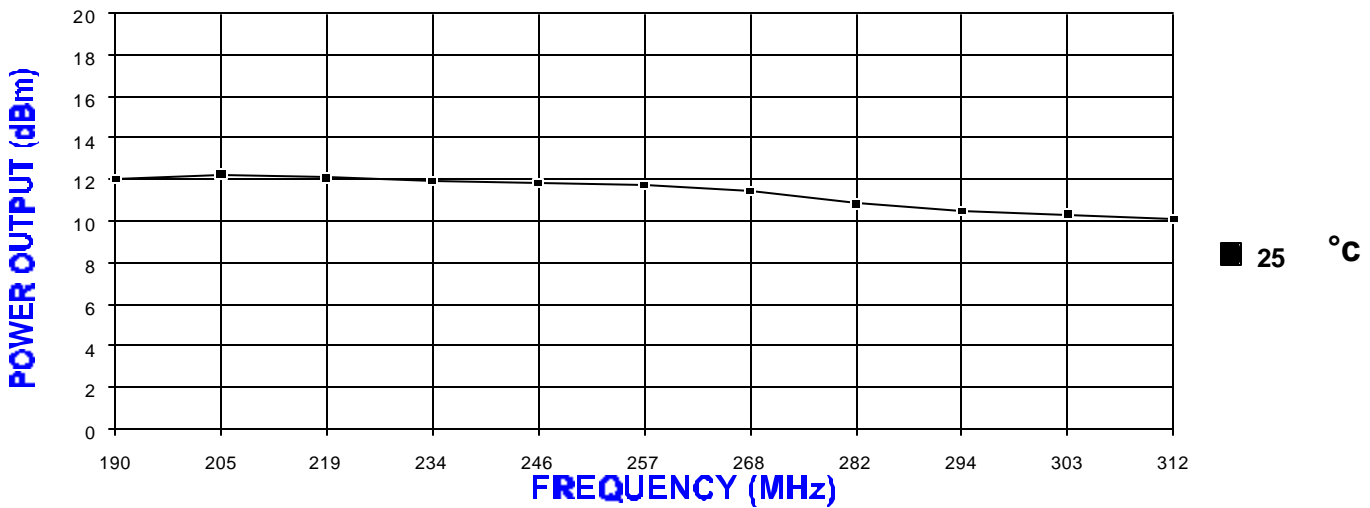
- AN-100/1 : Mounting and Grounding of VCOs
- AN-102 : Proper Output Loading of VCOs
- AN-107 : How to Solder Z-COMM VCOs

NOTES:

TUNING CURVE, typ.



POWER CURVE, typ.



PHYSICAL DIMENSIONS

