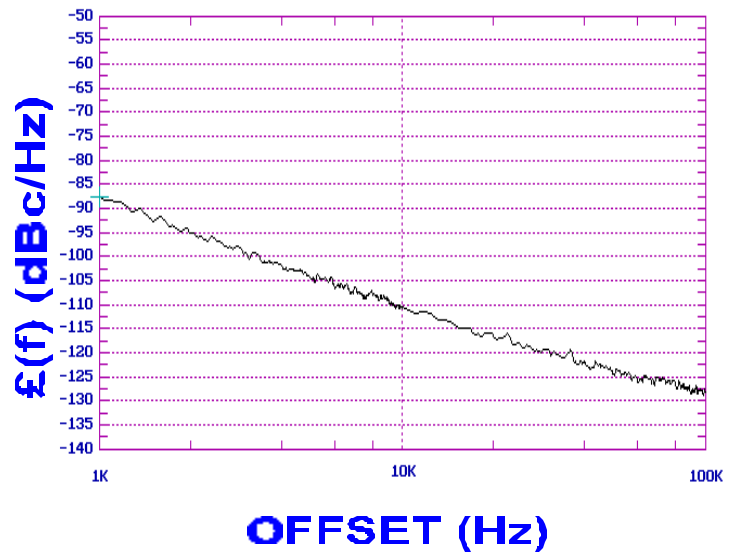




PHASE NOISE (1 Hz BW, typical)



FEATURES

- Frequency Range: 1035 - 1180 MHz
- Tuning Voltage: 1-10 Vdc
- MINI-14S - Style Package

APPLICATIONS

- Digital Radios
- Basestations
- Satellite Communications

PERFORMANCE SPECIFICATIONS

	VALUE	UNITS
Oscillation Frequency Range	1035 - 1180	MHz
Phase Noise @ 10 kHz offset (1 Hz BW, typ.)	-111	dBc/Hz
Harmonic Suppression (2nd, typ.)	-15	dBc
Tuning Voltage	1-10	Vdc
Tuning Sensitivity (avg.)	23	MHz/V
Power Output	4±4	dBm
Load Impedance	50	Ω
Input Capacitance (max.)	100	pF
Pushing	<3	MHz/V
Pulling (14 dB Return Loss, Any Phase)	<3	MHz
Operating Temperature Range	-40 to 85	$^{\circ}\text{C}$
Package Style	MINI-14S	

POWER SUPPLY REQUIREMENTS

Supply Voltage (Vcc, nom.)	5	Vdc
Supply Current (Icc, typ.)	20	mA

All specifications are typical unless otherwise noted and subject to change without notice.

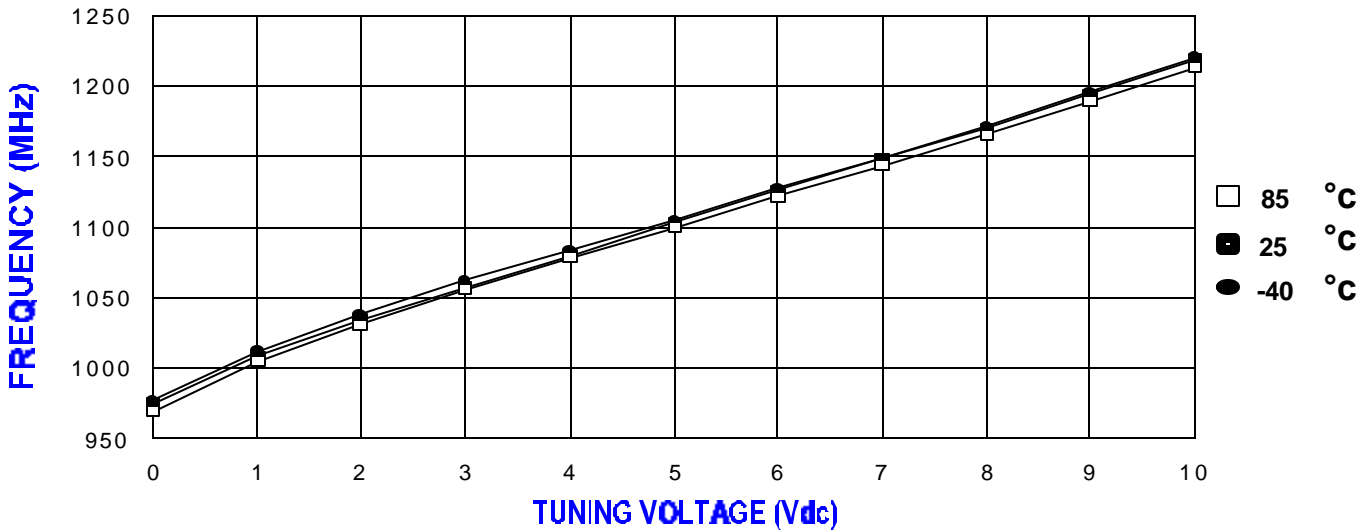
APPLICATION NOTES

- AN-100/1 : Mounting and Grounding of VCOs
- AN-102 : Proper Output Loading of VCOs
- AN-107 : How to Solder Z-COMM VCOs

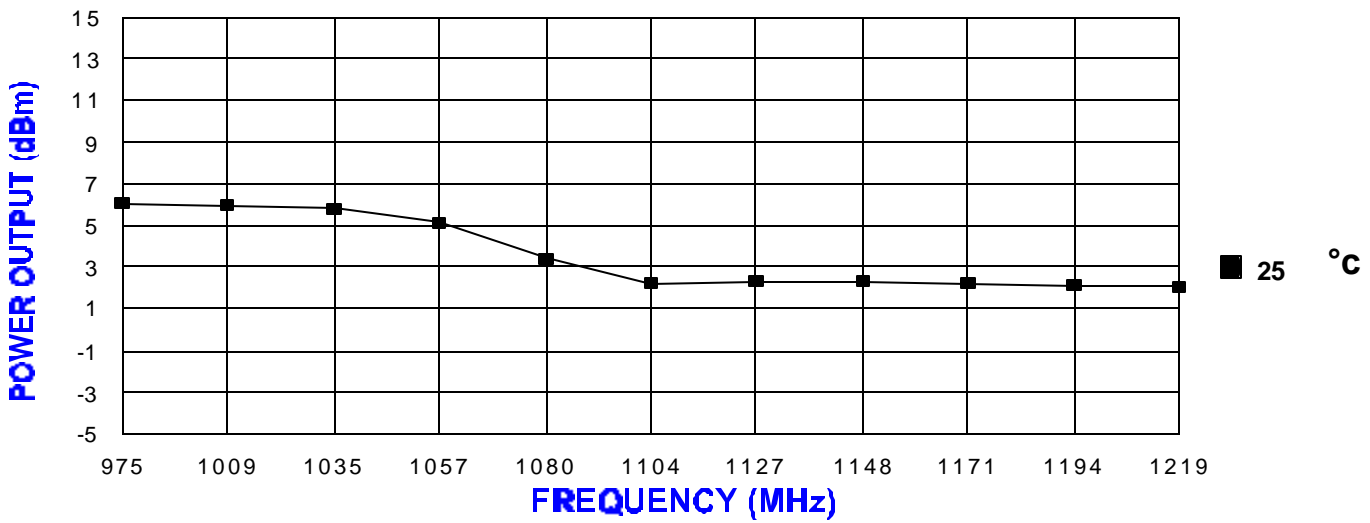
NOTES:

Phase Noise @ 1 kHz offset (1 Hz BW, max.): -82dBc/Hz

TUNING CURVE, typ.



POWER CURVE, typ.



PHYSICAL DIMENSIONS

