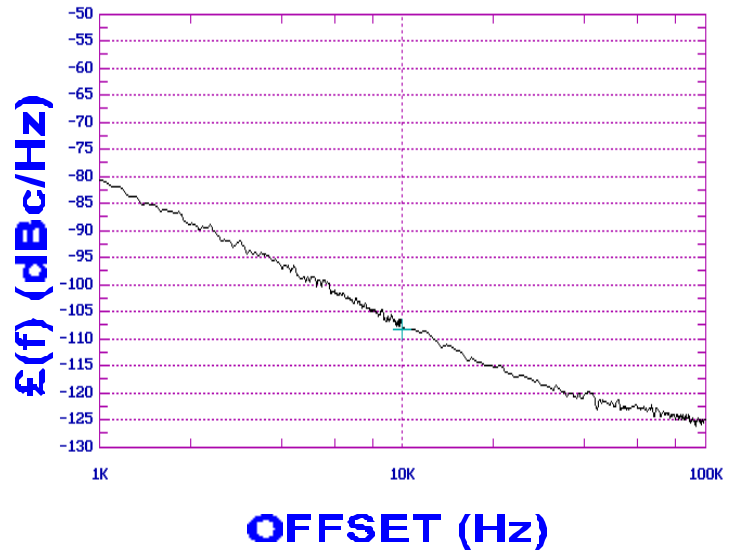




PHASE NOISE (1 Hz BW, typical)



FEATURES

- Frequency Range: 1440 - 1470 MHz
- Tuning Voltage: 1-5 Vdc
- MINI-14S - Style Package

APPLICATIONS

- Wireless radios
- Mobile Communications
- Basestations

PERFORMANCE SPECIFICATIONS

| | VALUE | UNITS |
|---|-------------|--------------------|
| Oscillation Frequency Range | 1440 - 1470 | MHz |
| Phase Noise @ 10 kHz offset (1 Hz BW, typ.) | -111 | dBc/Hz |
| Harmonic Suppression (2nd, typ.) | -20 | dBc |
| Tuning Voltage | 1-5 | Vdc |
| Tuning Sensitivity (avg.) | 16 | MHz/V |
| Power Output | -2.5±4 | dBm |
| Load Impedance | 50 | Ω |
| Input Capacitance (max.) | 50 | pF |
| Pushing | <1 | MHz/V |
| Pulling (14 dB Return Loss, Any Phase) | <1 | MHz |
| Operating Temperature Range | -40 to 85 | $^{\circ}\text{C}$ |
| Package Style | MINI-14S | |

POWER SUPPLY REQUIREMENTS

| | | |
|-----------------------------------|----|-----|
| Supply Voltage (V_{cc} , nom.) | 5 | Vdc |
| Supply Current (I_{cc} , typ.) | 25 | mA |

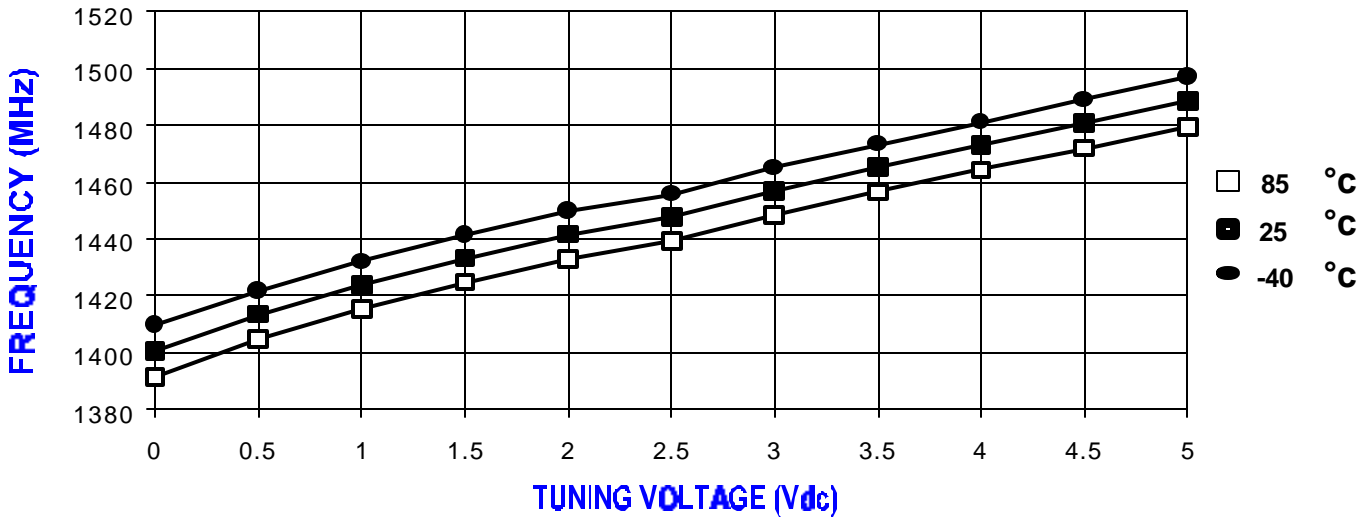
All specifications are typical unless otherwise noted and subject to change without notice.

APPLICATION NOTES

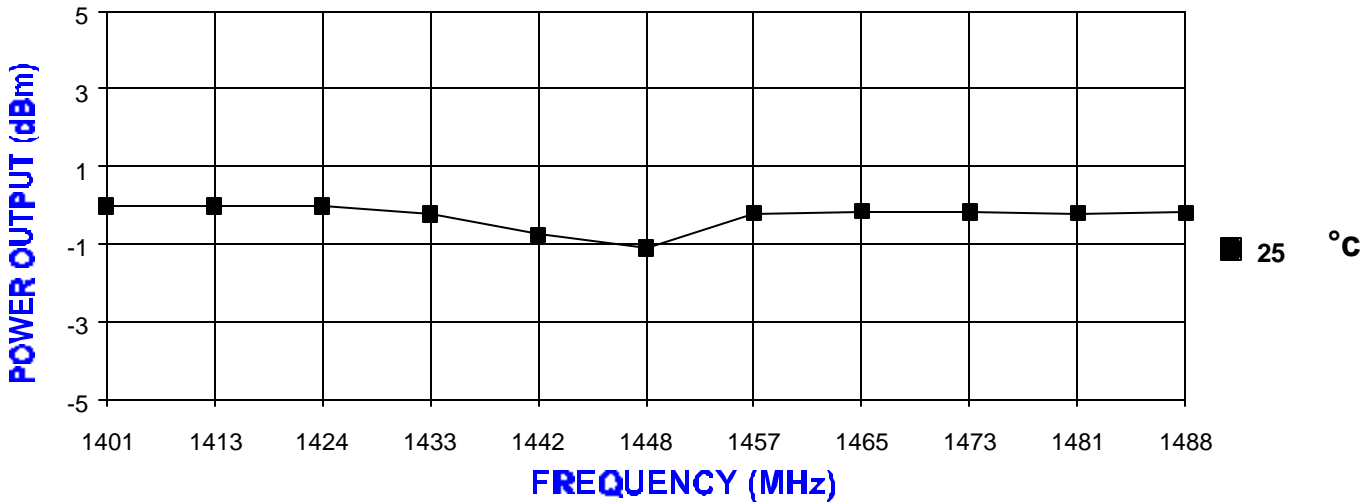
- AN-100/1 : Mounting and Grounding of VCOs
- AN-102 : Proper Output Loading of VCOs
- AN-107 : How to Solder Z-COMM VCOs

NOTES:

TUNING CURVE, typ.



POWER CURVE, typ.



PHYSICAL DIMENSIONS

