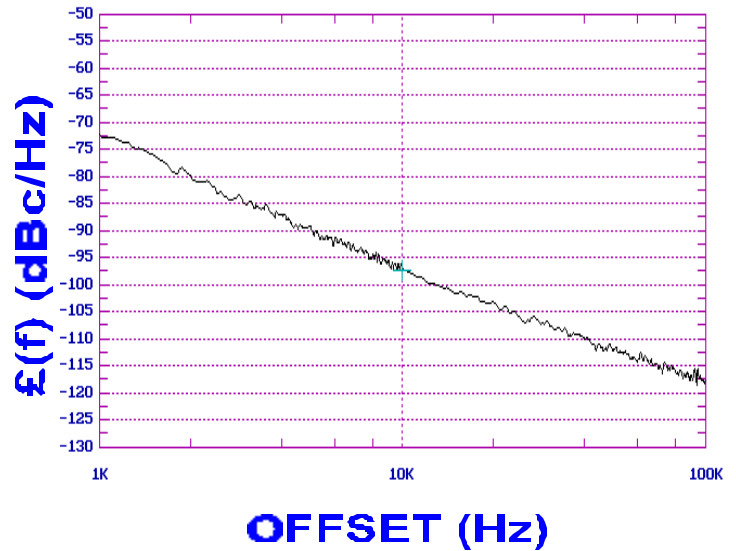




**PHASE NOISE (1 Hz BW, typical)**



**FEATURES**

- Frequency Range: 2200 - 2500 MHz
- Tuning Voltage: 0.5-14 Vdc
- MINI-14H - Style Package

**APPLICATIONS**

- Digital Radios
- Earthstations
- Satellite Modems

**PERFORMANCE SPECIFICATIONS**

	VALUE	UNITS
Oscillation Frequency Range	2200 - 2500	MHz
Phase Noise @ 10 kHz offset (1 Hz BW, typ.)	-97	dBc/Hz
Harmonic Suppression (2nd, typ.)	-10	dBc
Tuning Voltage	0.5-14	Vdc
Tuning Sensitivity (avg.)	45	MHz/V
Power Output	8.5±2.5	dBm
Load Impedance	50	$\Omega$
Input Capacitance (max.)	50	pF
Pushing	<5	MHz/V
Pulling (14 dB Return Loss, Any Phase)	<15	MHz
Operating Temperature Range	-40 to 85	$^{\circ}\text{C}$
Package Style	MINI-14H	

**POWER SUPPLY REQUIREMENTS**

Supply Voltage ( $V_{cc}$ , nom.)	5	Vdc
Supply Current ( $I_{cc}$ , typ.)	24	mA

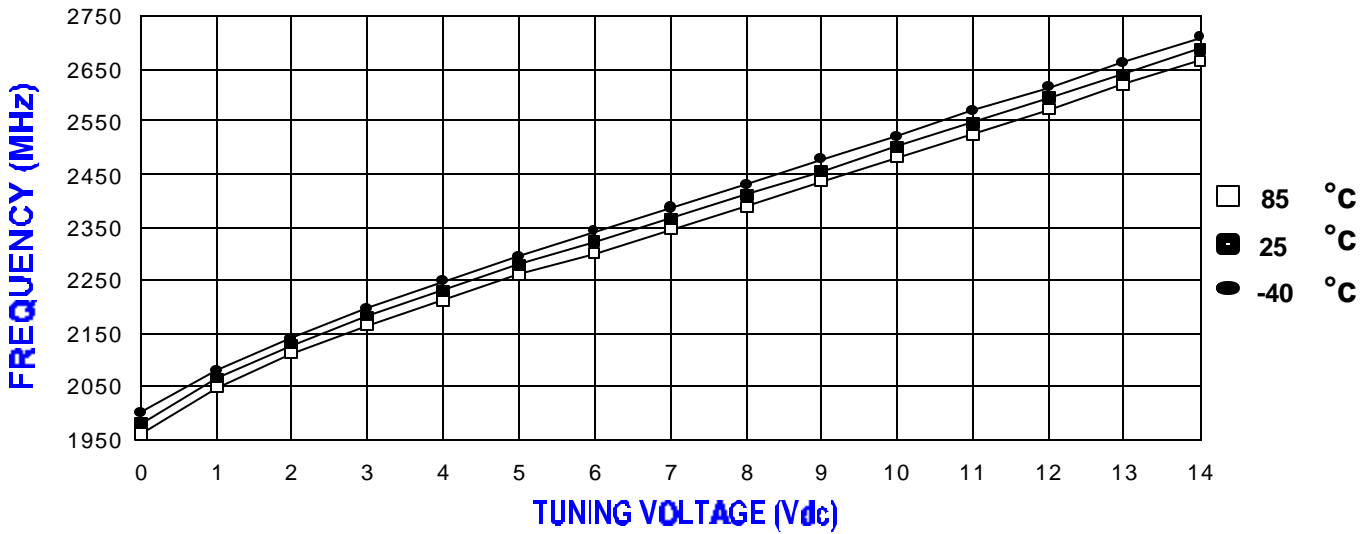
All specifications are typical unless otherwise noted and subject to change without notice.

**APPLICATION NOTES**

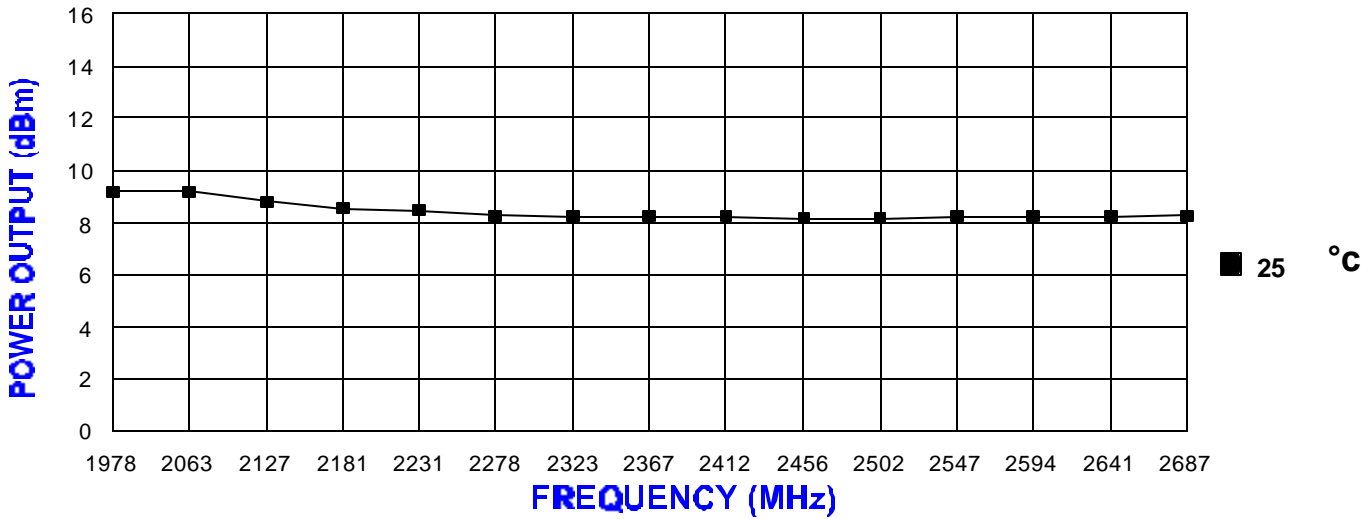
- AN-100/1 : Mounting and Grounding of VCOs
- AN-102 : Proper Output Loading of VCOs
- AN-107 : How to Solder Z-COMM VCOs

**NOTES:**

**TUNING CURVE, typ.**



**POWER CURVE, typ.**



**PHYSICAL DIMENSIONS**

