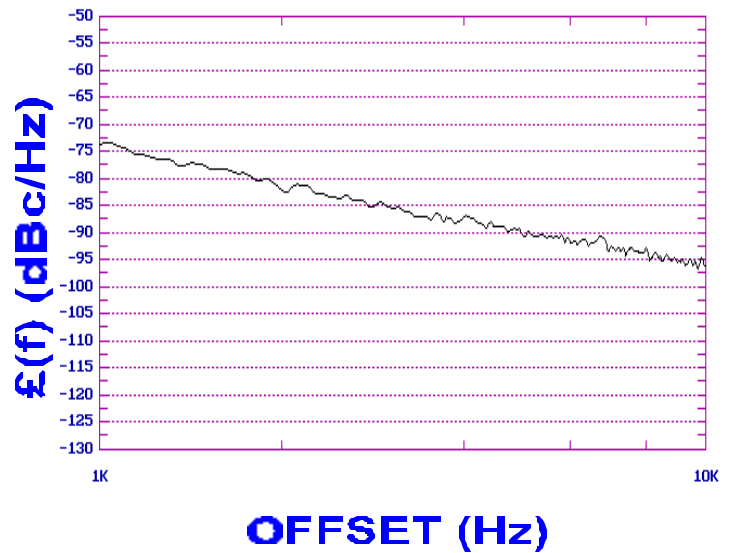




**PHASE NOISE (1 Hz BW, typical)**



**FEATURES**

- Frequency Range: 2516 - 2655 MHz
- Tuning Voltage: 0.5-7.5 Vdc
- MINI-14H - Style Package

**APPLICATIONS**

- Satellite Communications
- WLANs
- Microwave Links

**PERFORMANCE SPECIFICATIONS**

**VALUE**

**UNITS**

PERFORMANCE SPECIFICATIONS	VALUE	UNITS
Oscillation Frequency Range	2516 - 2655	MHz
Phase Noise @ 10 kHz offset (1 Hz BW, typ.)	-96	dBc/Hz
Harmonic Suppression (2nd, typ.)	-20	dBc
Tuning Voltage	0.5-7.5	Vdc
Tuning Sensitivity (avg.)	40	MHz/V
Power Output	4±2	dBm
Load Impedance	50	Ω
Input Capacitance (max.)	50	pF
Pushing	<5	MHz/V
Pulling (14 dB Return Loss, Any Phase)	<25	MHz
Operating Temperature Range	-30 to 80	°C
Package Style	MINI-14H	
POWER SUPPLY REQUIREMENTS		
Supply Voltage (Vcc, nom.)	5	Vdc
Supply Current (Icc, typ.)	13	mA

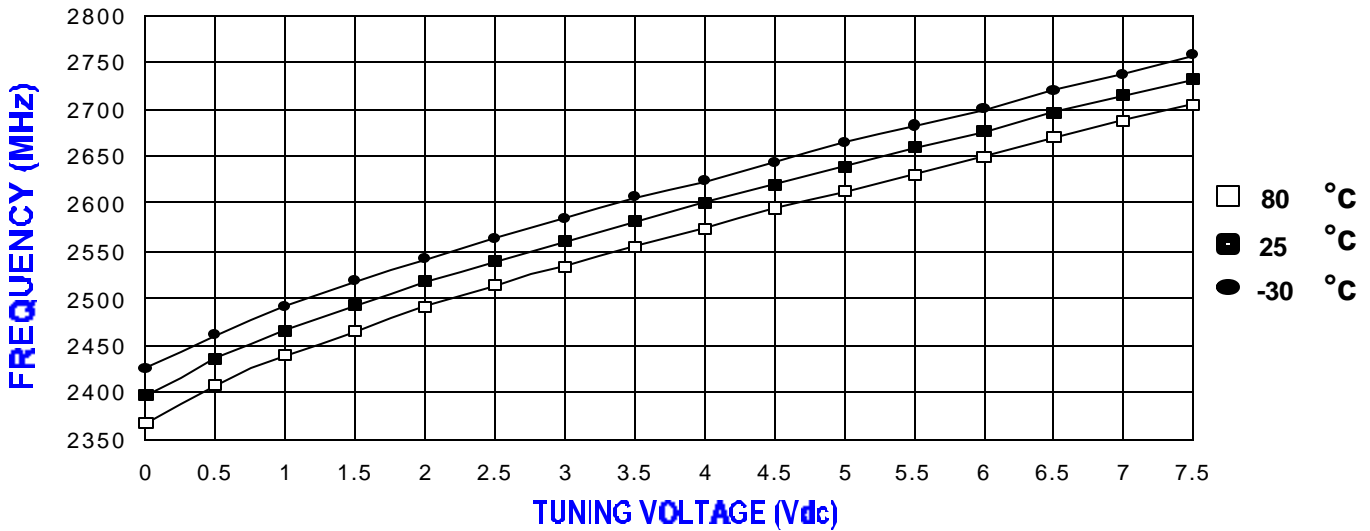
All specifications are typical unless otherwise noted and subject to change without notice.

**APPLICATION NOTES**

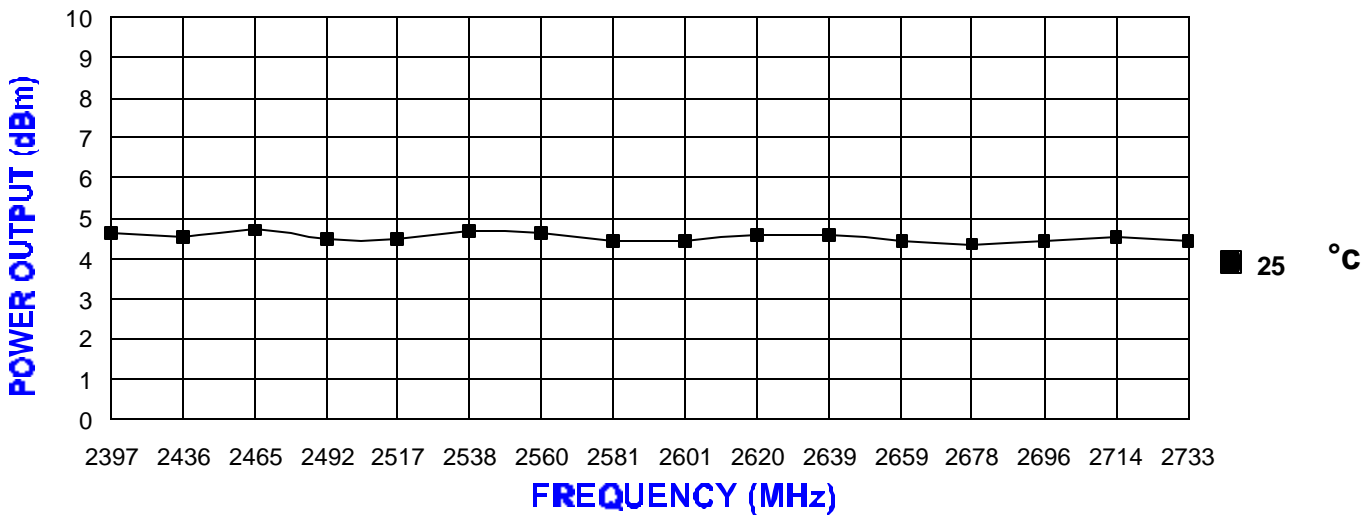
- AN-100/1 : Mounting and Grounding of VCOs
- AN-102 : Proper Output Loading of VCOs
- AN-107 : How to Solder Z-COMM VCOs

**NOTES:**

**TUNING CURVE, typ.**



**POWER CURVE, typ.**



**PHYSICAL DIMENSIONS**

