

ZXMN2A01F

20V N-CHANNEL ENHANCEMENT MODE MOSFET

SUMMARY

$V_{(BR)DSS}=20V$; $R_{DS(ON)}=0.12\Omega$ $I_D=2.09A$

DESCRIPTION

This new generation of TRENCH MOSFETs from Zetex utilises a unique structure that combines the benefits of low on-resistance with fast switching speed. This makes them ideal for high efficiency, low voltage, power management applications.

FEATURES

- Low on-resistance
- Fast switching speed
- Low threshold
- Low gate drive
- SOT23 package

APPLICATIONS

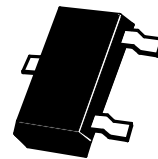
- DC - DC Converters
- Power Management Functions
- Motor control

ORDERING INFORMATION

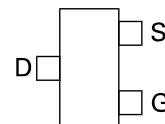
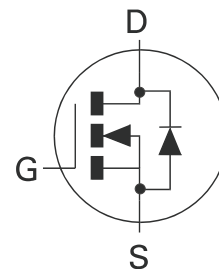
DEVICE	REEL SIZE	TAPE WIDTH	QUANTITY PER REEL
ZXMN2A01FTA	7"	8mm	3000 units
ZXMN2A01FTC	13"	8mm	10000 units

DEVICE MARKING

- 7N2



SOT23



Top View

ZXMN2A01F

ABSOLUTE MAXIMUM RATINGS.

PARAMETER	SYMBOL	LIMIT	UNIT
Drain-Source Voltage	V_{DSS}	20	V
Gate Source Voltage	V_{GS}	12	V
Continuous Drain Current $V_{GS}=4.5V; T_A=25^{\circ}C$ (b) $V_{GS}=4.5V; T_A=70^{\circ}C$ (b) $V_{GS}=4.5V; T_A=25^{\circ}C$ (a)	I_D	2.09 1.67 1.84	A
Pulsed Drain Current (c)	I_{DM}	10	A
Continuous Source Current (Body Diode) (b)	I_S	1.05	A
Pulsed Source Current (Body Diode)(c)	I_{SM}	10	A
Power Dissipation at $T_A=25^{\circ}C$ (a) Linear Derating Factor	P_D	625 5	mW mW/ $^{\circ}C$
Power Dissipation at $T_A=25^{\circ}C$ (b) Linear Derating Factor	P_D	806 6.4	mW mW/ $^{\circ}C$
Operating and Storage Temperature Range	$T_j; T_{stg}$	-55 to +150	$^{\circ}C$

THERMAL RESISTANCE

PARAMETER	SYMBOL	VALUE	UNIT
Junction to Ambient (a)	$R_{\theta JA}$	200	$^{\circ}C/W$
Junction to Ambient (b)	$R_{\theta JA}$	155	$^{\circ}C/W$

NOTES

(a) For a device surface mounted on 25mm x 25mm FR4 PCB with high coverage of single sided 1oz copper, in still air conditions

(b) For a device surface mounted on FR4 PCB measured at $t \leq 5$ secs.

(c) Repetitive rating - pulse width limited by maximum junction temperature.

ZXMN2A01F

ELECTRICAL CHARACTERISTICS (at $T_A = 25^\circ\text{C}$ unless otherwise stated).

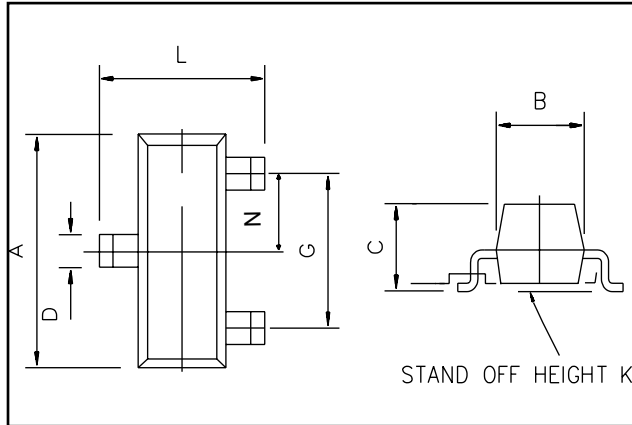
PARAMETER	SYMBOL	MIN.	TYP.	MAX.	UNIT	CONDITIONS.
STATIC						
Drain-Source Breakdown Voltage	$V_{(BR)DSS}$	20			V	$I_D=250\mu\text{A}, V_{GS}=0\text{V}$
Zero Gate Voltage Drain Current	I_{DSS}			1	μA	$V_{DS}=20\text{V}, V_{GS}=0\text{V}$
Gate-Body Leakage	I_{GSS}			100	nA	$V_{GS}=\pm 12\text{V}, V_{DS}=0\text{V}$
Gate-Source Threshold Voltage	$V_{GS(th)}$	0.7			V	$I_D=250\mu\text{A}, V_{DS}=V_{GS}$
Static Drain-Source On-State Resistance (1)	$R_{DS(on)}$		0.09	0.12 0.30	Ω	$V_{GS}=4.5\text{V}, I_D=4\text{A}$ $V_{GS}=2.5\text{V}, I_D=1.5\text{A}$
Forward Transconductance (3)	g_{fs}		6.2		S	$V_{DS}=10\text{V}, I_D=4\text{A}$
DYNAMIC (3)						
Input Capacitance	C_{iss}		299		pF	$V_{DS}=15\text{V}, V_{GS}=0\text{V},$ $f=1\text{MHz}$
Output Capacitance	C_{oss}		60		pF	
Reverse Transfer Capacitance	C_{rss}		33		pF	
SWITCHING(2) (3)						
Turn-On Delay Time	$t_{d(on)}$		2.31		ns	$V_{DD}=10\text{V}, I_D=4\text{A}$ $R_G=6.0\Omega, V_{GS}=5\text{V}$
Rise Time	t_r		2.60		ns	
Turn-Off Delay Time	$t_{d(off)}$		1.55		ns	
Fall Time	t_f		1.31		ns	
Total Gate Charge	Q_g		3.1		nC	$V_{DS}=10\text{V}, V_{GS}=4.5\text{V},$ $I_D=4\text{A}$
Gate-Source Charge	Q_{gs}		0.7		nC	
Gate-Drain Charge	Q_{gd}		1.0		nC	
SOURCE-DRAIN DIODE						
Diode Forward Voltage (1)	V_{SD}		0.84	0.95	V	$T_J=25^\circ\text{C}, I_S=0.6\text{A},$ $V_{GS}=0\text{V}$
Reverse Recovery Time (3)	t_{rr}		11.2		ns	$T_J=25^\circ\text{C}, I_f=4\text{A},$ $di/dt=100\text{A}/\mu\text{s}$
Reverse Recovery Charge (3)	Q_{rr}		3.64		nC	

NOTES

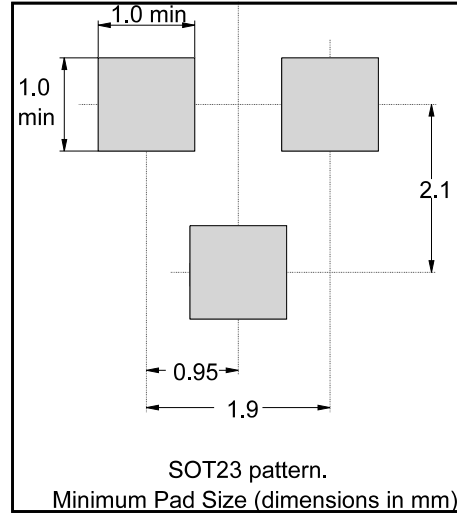
- (1) Measured under pulsed conditions. Width $\leq 300\mu\text{s}$. Duty cycle $\leq 2\%$.
- (2) Switching characteristics are independent of operating junction temperature.
- (3) For design aid only, not subject to production testing.

ZXMN2A01F

PACKAGE DIMENSIONS



PAD LAYOUT DETAILS



PAD LAYOUT DETAILS

DIM	Millimetres		Inches	
	Min	Max	Min	Max
A	2.67	3.05	0.105	0.120
B	1.20	1.40	0.047	0.055
C	-	1.10	-	0.043
D	0.37	0.53	0.0145	0.021
F	0.085	0.15	0.0033	0.0059
G	NOM 1.9		NOM 0.075	
K	0.01	0.10	0.0004	0.004
L	2.10	2.50	0.0825	0.0985
N	NOM 0.95		NOM 0.037	

ZETEX Zetex plc.
Fields New Road, Chadderton, Oldham, OL9-8NP, United Kingdom.
Telephone: (44)161 622 4422 (Sales), (44)161 622 4444 (General Enquiries)
Fax: (44)161 622 4420

Zetex GmbH
Streitfeldstraße 19
D-81673 München
Germany
Telephone: (49) 89 45 49 49 0
Fax: (49) 89 45 49 49 49

Zetex Inc.
47 Mall Drive, Unit 4
Commack NY 11725
USA
Telephone: (631) 543-7100
Fax: (631) 864-7630

Zetex (Asia) Ltd.
3701-04 Metroplaza, Tower 1
Hing Fong Road,
Kwai Fong, Hong Kong
Telephone: (852) 26100 611
Fax: (852) 24250 494

These are supported by
agents and distributors in
major countries world-wide
© Zetex plc 2001

www.zetex.com

This publication is issued to provide outline information only which (unless agreed by the Company in writing) may not be used, applied or reproduced for any purpose or form part of any order or contract or be regarded as a representation relating to the products or services concerned. The Company reserves the right to alter without notice the specification, design, price or conditions of supply of any product or service.